



2011-12 ULM MEN'S BASKETBALL

ULM MEDIA RELATIONS • JEREMY STEVENS • MEN'S BASKETBALL CONTACT
318-547-5134 • JSTEVENS@ULM.EDU • ULMWARHAWKS.COM

ULM SCHEDULE/RESULTS

Overall:	1-14	Sun Belt:	0-2
Home:	0-7	Home:	0-2
Away:	1-7	Away:	0-0
Neutral:	0-0	Neutral:	0-0

EXHIBITION

Date	Opponent	Time/Result
Nov. 1	LUBBOCK CHRISTIAN (EXH.)	W, 67-63
Nov. 7	PHILANDER SMITH (EXH.)	W, 82-69

REGULAR SEASON

Date	Opponent	Time/Result
Nov. 11	at Ole Miss	L, 38-60
Nov. 14	INDIANA STATE	L, 59-71
Nov. 16	at Tennessee	L, 62-85
Nov. 19	at Southeastern Louisiana	L, 60-63
Nov. 21	at No. 25 Mississippi State	L, 63-78
Nov. 26	HARDING	L, 68-71
Nov. 28	at Nicholls State	W, 86-65

Dec. 3	LOUISIANA TECH	L, 71-73
Dec. 10	at No. 22 Texas A&M	L, 54-67
Dec. 12	NICHOLLS STATE	L, 70-82
Dec. 15	NORTHWESTERN STATE	L, 63-76
Dec. 19	at No. 21 UNLV	L, 63-81
Dec. 21	at Indiana State	L, 35-50
Dec. 29	WESTERN KENTUCKY*	L, 71-76 OT
Dec. 31	ARKANSAS STATE*	L, 63-65

Jan. 5	at Florida Atlantic*	6 p.m.
Jan. 7	at FIU*	6:30 p.m.
Jan. 12	UALR*	7:30 p.m.
Jan. 14	NORTH TEXAS*	4 p.m.
Jan. 19	DENVER*	7:30 p.m.
Jan. 21	at Troy*	7:30 p.m.
Jan. 28	UL-LAFAYETTE*	4 p.m.

Feb. 2	at Arkansas State* (SBN)	8 p.m.
Feb. 4	at UALR*	7 p.m.
Feb. 11	SOUTH ALABAMA*	2 p.m.
Feb. 16	at North Texas*	7 p.m.
Feb. 18	at Denver*	5 p.m.
Feb. 23	MIDDLE TENNESSEE*	7:30 p.m.
Feb. 25	at UL-Lafayette*	7:15 p.m.

All time Central

BOLD CAPS denotes home games

*denotes Sun Belt Conference games

ULM NAME USAGE

We are ULM. Please note that there are only two correct versions of our institution's name, the preferred acronym ULM and the full name, the University of Louisiana at Monroe. Any other reference, including Louisiana-Monroe, UL-Monroe, La.-Monroe, LAM, or simply Monroe, is incorrect. Additionally, all women's athletic teams are known simply as Warhawks -- not Lady Warhawks or Lady Hawks.



ULM WARHAWKS (1-14, 0-2 SUN BELT) vs. FLORIDA ATLANTIC OWLS (4-10, 0-1 SUN BELT)

Date	Thursday, Jan. 5, 2012
Tipoff	6 p.m. (CT)
Location	FAU Arena (Boca Raton, Fla.)
Series History	FAU leads 4-1
Last Meeting	L, 58-60 (Dec. 19, 2010)
Coaches	FAU's Mike Jarvis (364-265) vs. ULM's Keith Richard (158-155)
Radio	105.3 FM, Nick White (pbp)
Live Stats	ulmwarhawks.com

WARHAWK QUICK HITS

- ULM is in its 61st season of basketball. The Warhawks have won 10 regular season conference championships, eight conference tournament championships and have made seven NCAA Tournament appearances.
- ULM returns three starters and eight letterwinners off a team that finished 7-24 overall, 2-14 in the Sun Belt last season. The Warhawks also welcome in five newcomers. ULM was picked to finish sixth in the West Division of the Sun Belt Conference.
- ULM has lost five games this season by five points or less, including a 65-63 loss to Arkansas State on Saturday. The Warhawks led the game against the Red Wolves for all but 1 minute, 30 seconds.
- The Warhawks have led or been tied with three teams from power six conferences this season, including against a pair of ranked opponents (Texas A&M and Mississippi State).
- ULM's 76-71 overtime loss against Western Kentucky last Thursday was its first overtime game since Dec. 31, 2008 against UALR.
- Senior guard Fred Brown leads ULM and ranks eighth in the Sun Belt in scoring with 13.5 points per game. Brown is averaging 16.5 points in two Sun Belt games this season. He is just 19 points shy of reaching 1,000 for his career.
- Sophomore center Steven McClellan has averaged 9.4 points and a team-high 7.3 rebounds in eight games since coming out of redshirt. The Warhawks have outrebounded four of its opponents during that stretch.
- ULM is shooting 42.7 percent from the field, 36.2 percent from 3-point range and 69.5 percent from the free-throw line. The Warhawks rank fourth in the Sun Belt with 6.5 3-point makes per game.

ULM PROBABLE STARTERS

NO.	NAME	POS.	HT.	WT.	YR.	HOMETOWN	PPG	RPG	APG
5	Christian Bibi Ndongo	F	6-8	195	Sr.	Yaounde, Cameroon	3.7	3.2	0.6
15	Steven McClellan	C	6-7	250	So.	Fresno, Calif.	9.4	7.3	0.5
4	R.J. McCray	G	6-2	180	So.	Arlington, Texas	3.3	1.8	1.1
24	Hugh Mingo	G	6-3	175	Sr.	West Monroe, La.	8.9	4.0	1.3
55	Fred Brown	G	6-2	190	Sr.	West Palm Beach, Fla.	13.5	2.4	2.7

ULM OFF THE BENCH

NO.	NAME	POS.	HT.	WT.	YR.	HOMETOWN	PPG	RPG	APG
3	Marcelis Hansberry	G	6-0	180	So.	Jackson, Miss.	4.7	1.9	1.4
10	Trent Mackey	G	6-3	180	Fr.	Tampa, Fla.	6.7	1.7	1.1
11	Charles Winborne	G	6-1	185	So.	Shreveport, La.	11.0	2.4	2.0
35	Trey Lindsey	F	6-6	205	Fr.	Austin, Texas	2.9	2.2	1.1
41	Fabio Ribeiro	C	6-10	250	Sr.	Caetnopolis, Brazil	3.3	3.8	0.3

FLORIDA ATLANTIC PROBABLE STARTERS

NO.	NAME	POS.	HT.	WT.	YR.	HOMETOWN	PPG	RPG	APG
4	Andre Mattison	F	6-7	220	Jr.	Washington D.C.	1.9	1.9	0.1
21	Jordan McCoy	F	6-6	185	Jr.	Orlando, Fla.	3.3	3.8	0.3
52	Kore White	F	6-8	245	Jr.	Ft. Lauderdale, Fla.	9.6	4.8	0.6
2	Raymond Taylor	G	5-6	145	Jr.	Miami, Fla.	9.6	2.4	5.3
25	Pablo Bertone	G	6-4	198	So.	Arroyito, Argentina	9.4	5.3	1.1



ULM QUICK FACTS

UNIVERSITY INFORMATION

Name	ULM (University of Louisiana at Monroe)
Location	Monroe, La. (Ouachita Parish)
Founded	1931
Enrollment	8,858
Nickname/Mascot	Warhawks/Ace
Colors	Maroon & Gold
Conference	Sun Belt
Affiliation	NCAA Division I
President	Dr. Nick Bruno
Director of Athletics	Bobby Staub

HOME COURT INFORMATION

Facility	Fant-Ewing Coliseum
Capacity	7,000
Opened	1971
Playing Surface	Maple
All-Time Record	381-148
Championship Tournaments Hosted	10
Press Row Phone	(318) 342-6920

PROGRAM INFORMATION

First Season	1951-52
Total Seasons	60
All-Time Record	894-762
All-Time Conference Record	383-319
Gulf States (18 seasons)	100-98
Atlantic Sun (4 seasons)	23-11
Southland (24 seasons)	231-149
Sun Belt (5 seasons)	29-61
Winning Seasons	38
Last	2006-07 (18-14)
20-Plus Win Seasons	10
Last	2001-02 (20-12)
Regular Season Conference Championships	10
.. (1962, 1965, 1980, 1986, 1990, 1991, 1993, 1994, 1996, 1997)	
Conference Tournament Titles	8
..... (1979, 1982, 1986, 1990, 1991, 1992, 1993, 1996)	
NCAA Tournament Appearances	7
Last	1996 (Wake Forest: L, 50-62)
NIT Appearances	2
Last	1988 (Arkansas State: L, 59-70)

2010-11 SEASON RECAP

Overall Record	7-24
Home	4-9
Away	2-13
Neutral	1-2
SBC Record	2-14 (6th West)
Home	0-8
Away	2-6
SBC Tournament Record	0-1
Starters R/L	3/2
Letterwinners R/L	8/4
Newcomers (HS/TR)	5 (4/1)
Returning Scoring62 percent
Returning Rebounding58 percent

BASKETBALL STAFF

Head Coach	Keith Richard
Alma Mater	ULM, 1982
Record at ULM	7-24 (1 season)
Career Record	157-141 (10 seasons)
Assistant Coach	Cord Wright (Limestone, 2002)
Assistant Coach	Brandon Roberts (ULM, 2009)
Athletic Trainer	Jeremy Teblum (Florida State, 2009)
Strength & Conditioning	Joe Girardi (Miami, Fla., 2009)
Video Coordinator	Matt Braunscheidel (St. Bonaventure, 2006)
Academic Counselor	Elizabeth Holbert (Ole Miss, 2008)

GAME BASICS

ULM (1-14, 0-2 SBC) seeks its first conference victory of the season when it travels to take on Florida Atlantic (4-10, 0-1 SBC) Thursday at 6 p.m. (CT). The game can be heard on 105.3 FM in Monroe or online at ulmwarhawks.com, with Nick White calling the action. Live stats are available by visiting ulmwarhawks.com.

UPDATING THE WARHAWKS

• ULM fell to 0-2 in Sun Belt Conference play Saturday with a heartbreaking 65-63 loss to Arkansas State. ASU's Marcus Hooten hit a jumper and got fouled with four seconds remaining for the game-winner. ULM led the Red Wolves for all but 1 minute, 30 seconds in the game.

• The Warhawks shot 56.5 percent in the first half and led the Red Wolves by nine at the break. It marked the first time this season that ULM has lost when trailing at the half (1-1).

• ULM has lost five games this season by five points or less, including both Sun Belt games.

• Senior guard Fred Brown notched his second 20-point game of the season with 20 points, two assists and two steals against the Red Wolves. Brown went 8 of 16 from the field and 3 of 7 from 3-point range. Brown leads the team and ranks eighth in the Sun Belt in scoring with 13.5 points per game. He has averaged 16.5 points and 3.5 assists in two Sun Belt games this season. Brown is just 19 points shy of reaching 1,000 for his career.

• 6-foot-7 center Steven McClellan continued his solid play with nine points and eight rebounds against Arkansas State. The sophomore went 4 of 4 from the field and knocked in his first 3-pointer of the season in a career-high 36 minutes. McClellan is averaging 9.4 points and a team-best 7.3 rebounds in eight games since coming out of redshirt.

• Sophomore guard Charles Winborne came off the bench to record 11 points, including three 3-pointers, Saturday against Arkansas State. Winborne ranks second in the conference in 3-point percentage (.455) and 10th in 3-pointers per game (1.8). He also ranks second on the team with 11.0 points and 2.0 assists per game.

• Senior guard Hugh Mingo chipped in 10 points, four rebounds and two assists against Arkansas State for his 20th career game to score in double figures. Over his last seven games, Mingo is averaging 12.6 points and 4.4 rebounds, and is shooting 47.3 percent from the field.

• ULM ranks fifth in the Sun Belt in field-goal percentage (.427), fourth in 3-point percentage (.363) and sixth in free-throw percentage (.695). The Warhawks also rank fourth in the conference with 6.5 3-point makes per game.

• At the halfway point of the season, the Warhawks are on pace for their highest 3-point percentage since the 2006-07 season, when they knocked in 287 3-pointers and shot 36.0 percent from beyond the arc.

OTHER NOTES

• The Warhawks' 76-71 overtime loss to Western Kentucky was their first overtime game since Dec. 31, 2008 at UALR.

• ULM shot a season-best 62 percent from the field against Nicholls State (Nov. 28). It was the Warhawks' highest shooting percentage in a game since December of 2009.

• ULM has hung tough with some of the best teams in the country this season. The Warhawks led then No. 25 Mississippi State by two points with 14:13 remaining (Nov. 21) and most recently were tied 43-all at No. 22 Texas A&M with 13:20 to play (Dec. 10). In addition, ULM also had a second-half lead at Tennessee on Nov. 16.

• The Warhawks made at least 10 3-pointers in back-to-back games earlier this season. ULM had 11 3s against Harding (Nov. 26) and followed it up with 12 3s against Nicholls State (Nov. 28). ULM has made 73 3-pointers so far this season.

• The Warhawks are playing the 2011-12 season with just nine active scholarship players and are banned from participating in postseason play due to NCAA APR sanctions.

PREVIEWING THE OWLS

• Florida Atlantic is 4-10, 0-1 in the Sun Belt following a 67-55 loss at UL-Lafayette in its conference opener on Saturday. The Owls have wins this season over Warner (98-70), Hofstra (62-60), George Mason (80-75 OT) and Georgia State (84-77). Florida Atlantic is averaging 67.8 points per game and is shooting 41.1 percent from the field and 35.7 percent from 3-point range. The Owls are the worst free-throw shooting team in the conference, making just 61.6 percent of their shots.

• The Owls have a balanced scoring attack with five players averaging at least 9.4 points per game. Junior Greg Gantt leads the team with 13.4 points per game. Freshman Omari Grier is the only other Florida Atlantic player in double figures scoring with 10.3 points per contest. Junior Raymond Taylor contributes 9.6 points and ranks second in the Sun Belt with 5.3 assists per game.

• Mike Jarvis is 45-63 in his fourth season as the head coach at Florida Atlantic. Jarvis guided the Owls to a 21-11 record last season and the Sun Belt East Division title. Jarvis has also made head coaching stops at Boston University, George Washington

STATS COMPARISON

CATEGORY

Overall Record	1-14	4-10
Conference Record	0-2	0-1
Points Per Game	61.7	67.8
Opp. Points Per Game	70.9	71.5
Rebounds Per Game	30.4	34.0
Rebounding Margin	-2.9	-2.9
Field Goal Pct.	.427	.411
Opp. Field Goal Pct.	.458	.452
3-Point Pct.	.362	.357
Opp. 3-Point Pct.	.383	.404
Free Throw Pct.	.695	.616
Assists Per Game	11.6	13.9
Turnovers Per Game	13.1	11.8
Turnover Margin	-1.9	+2.0
Blocked Shots Per Game	2.2	4.2
Steals Per Game	5.3	6.9

**CAREER TOTALS FOR CURRENT WARHAWKS****POINTS**

Fred Brown.....	981
Hugh Mingo	428
Steven McClellan.....	220
Marcelis Hansberry.....	172
Charles Winborne.....	157
Fabio Ribeiro	151
R.J. McCray.....	115
Trent Mackey.....	101
Christian Bibi Ndongo	86
Trey Lindsey	44
Reginald Smith	3
Ife Eke	0
D'Andre Martin.....	0

REBOUNDS

Hugh Mingo	207
Fred Brown.....	187
Steven McClellan.....	171
Fabio Ribeiro	139
Christian Bibi Ndongo	79
Marcelis Hansberry.....	63
R.J. McCray.....	45
Trey Lindsey	33
Charles Winborne.....	35
Trent Mackey.....	26
Ife Eke	3
D'Andre Martin.....	0
Reginald Smith	0

ASSISTS

Fred Brown.....	180
Marcelis Hansberry.....	66
Hugh Mingo	60
R.J. McCray.....	30
Charles Winborne.....	28
Steven McClellan.....	18
Trey Lindsey	17
Trent Mackey.....	16
Christian Bibi Ndongo	13
Fabio Ribeiro	11
Ife Eke	0
D'Andre Martin.....	0
Reginald Smith	0

STEALS

Fred Brown.....	97
Hugh Mingo	50
Marcelis Hansberry.....	19
Steven McClellan.....	17
R.J. McCray.....	16
Fabio Ribeiro	11
Christian Bibi Ndongo	10
Trey Lindsey	7
Charles Winborne.....	6
Trent Mackey.....	4
D'Andre Martin.....	1
Ife Eke	0
Reginald Smith	0

BLOCKS (Top Five Only)

Christian Bibi Ndongo	21
Steven McClellan.....	14
Fabio Ribeiro	11
Hugh Mingo	9
Fred Brown.....	9

and St. Johns. He has a career record of 364-265 in 23 seasons.

SERIES HISTORY

Florida Atlantic has won two straight in the series and owns a 4-1 advantage in the all-time series with ULM. The Owls escaped with a 60-58 victory last season in Monroe after ULM's Tommie Sykes missed a pair of free throws with less than a second left on the clock. Fred Brown led the Warhawks with 18 points in the game, while Raymond Taylor paced the Owls with 20 points and eight rebounds.

UP NEXT

The Warhawks wrap up a two-game road trip at FIU Saturday at 6:30 p.m. (CT).

MCCLELLAN MAKES SEASON DEBUT

Sophomore Steven McClellan saw his first action of the season Dec. 3 against Louisiana Tech. McClellan came off the bench with six points, seven rebounds and a blocked shot in 21 minutes of action. The 6-foot-7 center was slated to redshirt this season, but adds much needed height to the ULM frontcourt.

BROWN CHASING 1,000 POINTS

Senior guard Fred Brown moved to within 19 points of reaching 1,000 for his career Saturday against Arkansas State. Brown, who scored 380 points in two seasons with Kansas State, has been the leading scorer for ULM for two straight years. He has notched double figures in scoring in 46 games during his career, including 11 times this season.

ULM CLOSING IN ON 900 WINS

In its 61st season of men's basketball, ULM is just six wins shy of reaching 900 in its history. The men's basketball program has been one of the finest at ULM over the years as the Warhawks have captured 10 regular season conference titles, eight conference tournament championships and have appeared in the NCAA Tournament seven times and the NIT twice.

WARHAWK INK TWO IN EARLY SIGNING PERIOD

ULM men's basketball head coach Keith Richard announced Thursday the signing of high school seniors Kyle Koszuta and Taylor Birchett to national letters of intent. Koszuta and Birchett are the first two players to sign with the Warhawks for the 2012-13 season.

"We are excited about Kyle and Taylor joining our team next season," Richard said. "They're great kids that come from great families and will help us move this program forward."

Koszuta, a 6-1 point guard, attends Niceville High School in Niceville, Fla. Koszuta averaged 16.1 points and 1.5 assists as a junior, helping the Eagles to a 15-9 record. He scored a season-best 31 points on 12-of-23 shooting against Bainbridge (Ga.) last season.

Birchett, a 6-4 shooting guard, attends Roswell High School in Roswell, Ga. He led his team in scoring with 16.5 points as a junior and helped Roswell to its first Georgia 'Sweet 16' appearance in 14 years. He shot 43.2 percent from the field (118-of-273) and 40.3 percent from 3-point range (54-of-134) as a junior and was named to the 6-5A all-region team and the All-North Fulton Prep Rally first team.

EKE TO REDSHIRT IN 2011-12

ULM men's basketball head coach Keith Richard announced Tuesday that sophomore Ife Eke will redshirt during the 2011-12 season and will have three years of eligibility remaining starting next season. The Warhawks will play the season with nine scholarship players.

Eke suffered a season-ending injury by tearing his anterior cruciate ligament (ACL) in practice last week and is expected to have surgery in the near future.

FAMILIAR FOES

ULM will renew in-state rivalries against former Southland Conference foes Northwestern State, Southeastern Louisiana and Nicholls State in 2011-12. The Warhawks will also face Louisiana Tech for the fourth consecutive season.

ULM has faced Northwestern State more than any other team as the two will meet for the 118th time this season. The Warhawks and Demons have not faced each other since 2005-06, the last season ULM competed in the Southland. Similarly, the Warhawks will meet Southeastern Louisiana for the 91st time and Nicholls State for the 71st time in school history.

BROWN TABBED PRESEASON ALL-SUN BELT

Senior guard Fred Brown has picked up plenty of preseason accolades as he was named to virtually everyone's preseason All-Sun Belt team. Brown was chosen to All-Sun Belt Third Team by the conference coaches and College Sports Madness. Brown was also picked as one of the top five players in the Sun Belt by Jon Teitel of collegehoops.net.



SUN BELT STANDINGS

EAST DIVISION	Sun Belt			Overall		
	W	L	Pct.	W	L	Pct.
Middle Tennessee	2	0	1.000	13	2	.867
Western Kentucky	1	1	.500	5	10	.333
FIU	1	1	.500	4	10	.286
South Alabama	0	1	.000	8	4	.667
Florida Atlantic	0	1	.000	4	10	.286
Troy	0	2	.000	5	8	.385

WEST DIVISION	Sun Belt			Overall		
	W	L	Pct.	W	L	Pct.
UALR	2	0	1.000	5	10	.333
Arkansas State	1	0	.000	7	8	.467
UL-Lafayette	1	0	.000	7	8	.467
Denver	1	1	.500	11	3	.786
North Texas	1	1	.500	8	7	.533
ULM	0	2	.000	1	14	.067



MID-MAJOR TOP 25 (Dec. 26, 2011)

No.	School	Record	Pts.	Prev.
1.	Murray State (26)	14-0	766	2
2.	Harvard (2)	12-1	724	3
3.	Creighton	11-2	699	1
4.	Gonzaga (3)	11-2	686	7
5.	Ohio	12-1	628	8
6.	Saint Mary's	13-2	618	10
7.	Iona	10-3	558	4
8.	Cleveland State	12-3	542	5
9.	Wichita State	10-3	538	6
10.	Middle Tennessee	13-2	477	11
11.	Kent State	9-3	410	12
12.	Indiana State	10-3	389	9
13.	George Mason	10-4	379	18
14.	VCU	10-3	358	16
15.	BYU	12-4	336	14
16.	College of Charleston	10-3	315	13
17.	Belmont	9-5	273	19
18.	Weber State	10-3	233	21
19.	Davidson	8-4	172	24
20.	Denver	11-3	165	17
21.	South Dakota State	12-4	151	23
22.	Missouri State	9-5	101	NR
23.	Long Beach State	7-6	88	22
24.	Robert Morris	10-4	82	20
25.	Wagner	10-3	78	25

OTHERS RECEIVING VOTES: Northern Iowa 48, Valparaiso 32, Oral Roberts 29, Milwaukee 28, UC Santa Barbara 21, Loyola MD 20, North Dakota State 18, Norfolk State 17, Lamar 16, Oakland 12, Fairfield 11, Akron 10, Butler 10, Coastal Carolina 10, Georgia State 10, Lehigh 8, Cal State Fullerton 5, Texas Arlington 3, Drexel 1.

BROWN, MINGO NAMED TEAM CAPTAINS

Head Coach Keith Richard named seniors Fred Brown and Hugh Mingo team captains for the 2011-12 season. Brown and Mingo are the two leading returning scorers from last season. They combined to make 58 starts and averaged over 32 minutes per game a year ago.

WARHAWKS PICKED SIXTH IN SUN BELT WEST DIVISION

ULM was picked to finish sixth in the West Division of the Sun Belt by its conference coaches. Arkansas State received 64 points and was picked to win the West, followed by UL-Lafayette (60), North Texas (50), Denver (40), UALR (26) and ULM (12).

Florida Atlantic got all but one first-place vote to earn the top spot in the East Division. The Owls were followed by Middle Tennessee (59), Western Kentucky (41), South Alabama (33), FIU (31) and Troy (17).

FANT-EWING COURT GETS NEW LOOK

The court inside Fant-Ewing Coliseum will have a new look to it when the ULM men's and women's basketball teams begin play in November.

The court has been redesigned and repainted with a fresh look, which includes the primary ULM logo at center court and "Warhawks" on each baseline. It is the first major renovation to the court since the fall of 2006.

The redesign also accommodates the new women's 3-point line, which moves back a foot to 20 feet, 9 inches (the same as the men) and the addition of the charge circle underneath each basket.

Fant-Ewing Coliseum has received several upgrades since 2009, including a new scoreboard and new scorer's tables.

MISC. STATS

Largest halftime lead	9, vs. Arkansas State (12/31/11)
Largest halftime deficit	22, at Ole Miss (11/11/11)
Largest halftime lead surrendered to lose	9, vs. Arkansas State (12/31/11)
Largest halftime deficit overcome to win	n/a
Largest lead at any time	21, at Nicholls State (11/28/11)
Largest deficit at any time	29, at UNLV (12/19/11)
Largest lead surrendered to lose	11, vs. Arkansas State (12/31/11)
Largest deficit overcome to win	6, at Nicholls State (11/28/11)
Largest margin of victory	21, at Nicholls State (11/28/11)
Largest margin of defeat	23, at Tennessee (11/16/11)
Most points scored in a half	50 (second half), at Nicholls State (11/28/11)
Fewest points scored in a half	11, at Ole Miss (11/11/11)
Most points allowed in a half	52, at Tennessee (11/16/11)
Fewest points allowed in a half	22 (twice)



2011-12 ROSTER

NUMERICAL ROSTER

##	Name	Pos.	Cl.	Ht.	Wt.	Hometown (Previous School)
3	Marcelis Hansberry	G	So.	6-0	180	Jackson, Miss. (Provine HS)
4	R.J. McCray	G	So.	6-2	180	Arlington, Texas (Grace Prep Academy)
5	Christian Bibi Ndongo	F	Sr.	6-8	195	Yaounde, Cameroon (John Wood CC)
10	Trent Mackey	G	Fr.	6-3	180	Tampa, Fla. (Newsome HS)
11	Charles Winborne	G	So.	6-1	185	Shreveport, La. (Loyola-Chicago)
14	Ife Eke*	F	So.	6-7	210	Lagos, Nigeria (Northwest Rankin HS)
15	Steven McClellan	C	So.	6-7	250	Fresno, Calif. (Edison HS)
23	Reginald Smith	G	Fr.	6-0	160	Columbia, La. (Caldwell HS)
24	Hugh Mingo	G	Sr.	6-3	175	West Monroe, La. (South Plains CC)
33	D'Andre Martin	G	Fr.	6-2	195	Monroe, La. (Richwood HS)
35	Trey Lindsey	F	Fr.	6-6	205	Austin, Texas (Bowie HS)
41	Fabio Ribeiro	C	Sr.	6-10	250	Caetropolis, Brazil (New Mexico JC)
55	Fred Brown	G	Sr.	6-2	190	West Palm Beach, Fla. (Kansas State)

*Will redshirt during the 2011-12 season

ALPHABETICAL ROSTER

##	Name	Pos.	Cl.	Ht.	Wt.	Hometown (Previous School)
5	Christian Bibi Ndongo	F	Sr.	6-8	195	Yaounde, Cameroon (John Wood CC)
55	Fred Brown	G	Sr.	6-2	190	West Palm Beach, Fla. (Kansas State)
14	Ife Eke*	F	So.	6-7	210	Lagos, Nigeria (Northwest Rankin HS)
3	Marcelis Hansberry	G	So.	6-0	180	Jackson, Miss. (Provine HS)
35	Trey Lindsey	F	Fr.	6-6	205	Austin, Texas (Bowie HS)
10	Trent Mackey	G	Fr.	6-3	180	Tampa, Fla. (Newsome HS)
33	D'Andre Martin	G	Fr.	6-2	195	Monroe, La. (Richwood HS)
15	Steven McClellan	C	So.	6-7	250	Fresno, Calif. (Edison HS)
4	R.J. McCray	G	So.	6-2	180	Arlington, Texas (Grace Prep Academy)
24	Hugh Mingo	G	Sr.	6-3	175	West Monroe, La. (South Plains CC)
41	Fabio Ribeiro	C	Sr.	6-10	250	Caetropolis, Brazil (New Mexico JC)
23	Reginald Smith	G	Fr.	6-0	160	Columbia, La. (Caldwell HS)
11	Charles Winborne	G	So.	6-1	185	Shreveport, La. (Loyola-Chicago)

*Will redshirt during the 2011-12 season

COACHING STAFF

Head Coach: Keith Richard, second season at ULM**Assistant Coach:** Cord Wright, second season at ULM**Assistant Coach:** Brandon Roberts, second season at ULM

PRONUNCIATION

Keith RICHARD	Re-CHARD
Christian BIBI NDONGO	be-be-DONGO
IFE EKE	if-E E-kay
Fabio RIBEIRO	rib-ARROW
D'ANDRE Martin	DEE-on-dre

BY CLASS

Seniors	Fred Brown
.....	Hugh Mingo
.....	Fabio Ribeiro
.....	Christain Bibi Ndongo
Sophomores	Marcelis Hansberry
.....	R.J. McCray
.....	Charles Winborne
.....	Ife Eke
.....	Steven McClellan
Freshman	Trent Mackey
.....	Reginald Smith
.....	D'Andre Martin
.....	Trey Lindsey

BY POSITION

Guard	Marcelis Hansberry
.....	R.J. McCray
.....	Trent Mackey
.....	Charles Winborne
.....	Reginald Smith
.....	Hugh Mingo
.....	D'Andre Martin
.....	Fred Brown
Forward	Christian Bibi Ndongo
.....	Ife Eke
.....	Trey Lindsey
Center	Steven McClellan
.....	Fabio Ribeiro

BY HEIGHT

6-0	Reginald Smith
.....	Marcelis Hansberry
6-1	Charles Winborne
6-2	Fred Brown
.....	R.J. McCray
.....	D'Andre Martin
6-3	Hugh Mingo
.....	Trent Mackey
6-6	Trey Lindsey
6-7	Steven McClellan
.....	Ife Eke
6-8	Christian Bibi Ndongo
6-10	Fabio Ribeiro

BY STATE

Louisiana	Charles Winborne
.....	Reginald Smith
.....	Hugh Mingo
.....	D'Andre Martin
Texas	R.J. McCray
.....	Trey Lindsey
Mississippi	Marcelis Hansberry
.....	Ife Eke
Florida	Fred Brown
.....	Trent Mackey
California	Steven McClellan
Brazil	Fabio Ribeiro
Cameroon	Christian Bibi Ndongo



HEAD COACH KEITH RICHARD

Keith Richard returned to his alma mater to become ULM's seventh men's basketball head coach on April 22, 2010. Now in his second season, Richard seeks to restore the rich tradition of the ULM men's basketball program — something he knows very well.

Richard became the second ULM men's basketball coach — joining Mike Vining — to have also been a student-athlete and an assistant coach for the program. He was with the Warhawks in both capacities for six of the program's seven NCAA Tournament appearances in the 80s and 90s.

The Warhawks finished 7-24 in Richard's first season that was plagued by scholarship limits and youth. Despite the record, the Warhawks were competitive, losing seven games by six points or less. The season highlight came in an 82-75 victory at North Texas in the final week of the regular season. The Warhawks also took down Big Sky Tournament champion Northern Colorado 78-75 in Fant-Ewing Coliseum on Dec. 22.

As a student-athlete, Richard bridged the transition from Lenny Fant to Benny Hollis to Vining. He played on Fant's final team, played two seasons for Hollis and then completed his playing career on Vining's first team. ULM won three Trans-America Athletic Conference championships during his four years and advanced to the NCAA Tournament in 1982, the school's first-ever appearance, and the NIT in 1979. He twice led the team in assists and was team captain in 1980-81 and 1981-82.

Following his playing career, Richard spent two seasons as a graduate assistant at ULM (1984-86), assisting as his alma mater won the Southland Conference regular season and tournament titles in 1985, earning a trip to the NCAA Tournament.

Richard moved on to Marshall University for three years from 1986-89, helping the Thundering Herd win two Southern Conference crowns and a Southern Conference tournament title. Marshall participated in the 1987 NCAA Tournament and the 1988 NIT while Richard was on staff.

He returned to ULM for the 1989-90 season, spending five seasons as an assistant coach. In those five years, ULM won four Southland Conference regular season championships, four Southland Conference tournaments and made four appearances in the NCAA Tournament (1990, 1991, 1993, 1994). He departed in 1994 to join the staff at Louisiana Tech.

In his first season at Louisiana Tech, Richard helped the Bulldogs to the second biggest turnaround in the nation as they won 14 games after winning just two in the season prior to his arrival.

The following year Richard was promoted from assistant coach to associate head coach, spending three seasons in that capacity. He helped the Bulldogs reach the championship game of the Sun Belt Tournament in 1997, the school's first appearance in five seasons.

Richard became the head coach at Louisiana Tech prior to the 1998-99 season, guiding the Bulldogs for nine seasons. In his time at the helm of Louisiana Tech, Richard compiled a record of 150-117, the third-most wins in school history. In nine seasons, Richard had 11 players named all-conference, including three-time NCAA rebounding champion Paul Millsap, who went on to be drafted by the Utah Jazz. This season, Millsap will begin his fifth year with the Jazz.

During Richard's tenure at Louisiana Tech, the Bulldogs went on the road and won money games against the likes of Auburn, Baylor, Memphis (coached by John Calipari) and Texas Tech (coached by Bob Knight).

In his first season as head coach, Louisiana Tech won the Sun Belt regular season championship. Richard was named Sun Belt Conference Coach of the Year and two players, Lonnie Cooper and Craig Jackson, earned all-conference accolades.

The next year, Richard guided Louisiana Tech to a 21-win season, the school's first of three 20-plus win seasons under Richard. Gerrod Henderson and Jackson earned All-Sun Belt honors that year, with Henderson named the Sun Belt's Most Valuable Player.

In 2001-02, Louisiana Tech moved from the Sun Belt into the Western Athletic Conference, where Richard immediately turned the Bulldogs into a contender for the conference crown, posting a 22-10 overall record, 14-4 in conference play. Led by Henderson, who earned All-WAC honors, Richard's Bulldogs earned a berth in the NIT, where they defeated Louisiana-Lafayette and Vanderbilt before falling to Villanova.

Richard took the Bulldogs to the postseason again during the 2005-06 season as Louisiana Tech won 20 games and earned a trip to the NIT. That year, Millsap was named as an All-WAC performer for the third consecutive season while also leading the nation in rebounding for the third-straight season.

In nine years as the head coach at Louisiana Tech, Richard's teams posted a conference record of 90-60, going 32-14 in three seasons in Sun Belt and 58-46 in six years in the WAC. At ULM, Richard returns to the Sun Belt where he currently stands as the league's 10th winningest coach in conference games, with a .696 winning percentage.

Prior to returning to guide his alma mater, Richard spent the past two seasons as an assistant coach at LSU, where he helped the Tigers win the 2008-09 SEC regular season championship and reach the second round of the NCAA Tournament before losing to eventual national champion North Carolina.



THE RICHARD FILE

8-38 Record at ULM (second season)

158-155 Career Record (11th season)

COACHING HONORS

1999 Sun Belt Coach of the Year

Has been part of the coaching staff for seven NCAA Tournament and three NIT teams

COACHING CAREER

Season	School	Position	Record/Postseason
1984-85	ULM	Graduate Assistant	17-12
1985-86	ULM	Graduate Assistant	20-10/NCAA
1986-87	Marshall	Assistant Coach	25-6/NCAA
1987-88	Marshall	Assistant Coach	24-8/NIT
1988-89	Marshall	Assistant Coach	15-15
1989-90	ULM	Assistant Coach	22-8/NCAA
1990-91	ULM	Assistant Coach	25-8/NCAA
1991-92	ULM	Assistant Coach	19-10/NCAA
1992-93	ULM	Assistant Coach	26-5/NCAA
1993-94	ULM	Assistant Coach	19-9
1994-95	Louisiana Tech	Assistant Coach	14-13
1995-96	Louisiana Tech	Associate Head Coach	11-17
1996-97	Louisiana Tech	Associate Head Coach	15-14
1997-98	Louisiana Tech	Associate Head Coach	12-15
1998-99	Louisiana Tech	Head Coach	19-9
1999-00	Louisiana Tech	Head Coach	21-8
2000-01	Louisiana Tech	Head Coach	17-12
2001-02	Louisiana Tech	Head Coach	22-10/NIT
2002-03	Louisiana Tech	Head Coach	12-15
2003-04	Louisiana Tech	Head Coach	15-15
2004-05	Louisiana Tech	Head Coach	14-15
2005-06	Louisiana Tech	Head Coach	20-13/NIT
2006-07	Louisiana Tech	Head Coach	10-20
2008-09	LSU	Assistant Coach	27-8/NCAA
2009-10	LSU	Assistant Coach	11-20
2010-11	ULM	Head Coach	7-24
2011-12	ULM	Head Coach	1-14

PLAYING CAREER

Played for ULM from 1978-82; Coached by Lenny Fant, Benny Hollis & Mike Vining

1979 Atlantic Sun Tournament Champions, NIT

1980 Atlantic Sun Regular Season Champions

1982 Atlantic Sun Tournament Champions, NCAA

Two-time team captain ('81 & '82)

Led team in assists twice



2011-12 ULM Men's Basketball
ULM Combined Team Statistics (as of Jan 02, 2012)
All games

RECORD:	OVERALL	HOME	AWAY	NEUTRAL
ALL GAMES	1-14	0-7	1-7	0-0
CONFERENCE	0-2	0-2	0-0	0-0
NON-CONFERENCE	1-12	0-5	1-7	0-0

##	Player	gp-gs	min	avg	Total		3-Point		F-Throw		Rebounds				pf	dq	a	to	blk	stl	pts	avg
					fg-fga	fg%	3fg-fga	3fg%	ft-fa	ft%	off	def	tot	avg								
55	Brown, Fred	15-12	447	29.8	71-180	.394	27-75	.360	33-38	.868	11	25	36	2.4	27	2	40	38	1	22	202	13.5
11	Winborne, Charles	14-11	354	25.3	55-113	.487	25-55	.455	19-26	.731	6	28	34	2.4	17	0	28	20	1	5	154	11.0
15	McClellan, Steven	8-6	201	25.1	31-55	.564	1-1	1.000	12-15	.800	25	33	58	7.3	35	5	4	20	5	7	75	9.4
24	Mingo, Hugh	15-9	353	23.5	54-129	.419	10-37	.270	15-28	.536	14	46	60	4.0	36	1	20	23	5	6	133	8.9
10	Mackey, Trent	15-8	346	23.1	36-81	.444	24-56	.429	5-6	.833	4	22	26	1.7	29	1	16	19	1	4	101	6.7
03	Hansberry, Marcelis	15-5	255	17.0	27-73	.370	2-18	.111	15-23	.652	6	22	28	1.9	16	0	21	12	1	8	71	4.7
05	Bibi Ndongo, C.	13-8	259	19.9	15-35	.429	2-4	.500	16-26	.615	15	26	41	3.2	36	2	8	6	13	6	48	3.7
04	McCray, R.J.	14-3	260	18.6	18-37	.486	1-6	.167	9-15	.600	3	22	25	1.8	13	0	16	18	2	10	46	3.3
41	Ribeiro, Fabio	15-7	244	16.3	21-58	.362	0-0	.000	7-12	.583	15	42	57	3.8	22	0	4	21	4	4	49	3.3
35	Lindsey, Trey	15-6	284	18.9	15-39	.385	5-16	.313	9-11	.818	7	26	33	2.2	49	4	17	12	0	7	44	2.9
23	Smith, Reginald	3-0	9	3.0	1-2	.500	0-0	.000	1-2	.500	0	0	0	0.0	0	0	0	0	0	0	3	1.0
33	Martin, D'Andre	4-0	13	3.3	0-4	.000	0-0	.000	0-1	.000	0	0	0	0.0	1	0	0	3	0	1	0	0.0
Team											28	30	58		1		5					
Total.....		15	3025		344-806	.427	97-268	.362	141-203	.695	134	322	456	30.4	282	15	174	197	33	80	926	61.7
Opponents.....		15	3025		357-780	.458	116-303	.383	233-323	.721	146	353	499	33.3	214	-	221	169	60	96	1063	70.9

TEAM STATISTICS	ULM	OPP	Date	Opponent	Score	Att.
SCORING	926	1063	11/11/11	at Ole Miss	L 38-60	5729
Points per game	61.7	70.9	11/14/11	INDIANA STATE	L 59-71	1236
Scoring margin	-9.1	-	11/16/11	at Tennessee	L 62-85	14751
FIELD GOALS-ATT	344-806	357-780	11/19/11	at Southeastern La.	L 60-63	877
Field goal pct	.427	.458	11/21/11	at Mississippi State	L 63-78	7547
3 POINT FG-ATT	97-268	116-303	11/26/11	HARDING	L 68-71	883
3-point FG pct	.362	.383	11/28/11	at Nicholls State	W 86-65	574
3-pt FG made per game	6.5	7.7	12/03/11	LOUISIANA TECH	L 71-73	2013
FREE THROWS-ATT	141-203	233-323	12/10/11	at Texas A&M	L 54-67	6875
Free throw pct	.695	.721	12/12/11	NICHOLLS STATE	L 70-82	1164
F-Throws made per game	9.4	15.5	12/15/11	NORTHWESTERN STATE	L 63-76	1278
REBOUNDS	456	499	12/19/11	at UNLV	L 63-81	11515
Rebounds per game	30.4	33.3	12/21/11	at Indiana State	L 35-50	5167
Rebounding margin	-2.9	-	* 12/29/11	WESTERN KENTUCKY	Lot 71-76	1319
ASSISTS	174	221	* 12/31/11	ARKANSAS STATE	L 63-65	1061
Assists per game	11.6	14.7	* - Conference game			
TURNOVERS	197	169				
Turnovers per game	13.1	11.3				
Turnover margin	-1.9	-				
Assist/turnover ratio	0.9	1.3				
STEALS	80	96				
Steals per game	5.3	6.4				
BLOCKS	33	60				
Blocks per game	2.2	4.0				
ATTENDANCE	8954	53035				
Home games-Avg/Game	7-1279	8-6629				
Neutral site-Avg/Game	-	0-0				

Score by Periods	1st	2nd	OT	Totals
ULM	401	518	7	926
Opponents	511	540	12	1063



2011-12 ULM Men's Basketball
ULM Combined Team Statistics (as of Jan 02, 2012)
Conference games

RECORD:	OVERALL	HOME	AWAY	NEUTRAL
ALL GAMES	0-2	0-2	0-0	0-0
CONFERENCE	0-2	0-2	0-0	0-0
NON-CONFERENCE	0-0	0-0	0-0	0-0

#	Player	gp-gs	min	avg	Total		3-Point		F-Throw		Rebounds								pts	avg		
					fg-fga	fg%	3fg-fga	3fg%	ft-fa	ft%	off	def	tot	avg	pf	dq	a	to			blk	stl
55	Brown, Fred	2-2	80	40.0	13-31	.419	4-13	.308	3-3	1.000	2	3	5	2.5	5	1	7	5	1	4	33	16.5
24	Mingo, Hugh	2-2	79	39.5	13-28	.464	2-8	.250	5-8	.625	1	7	8	4.0	6	0	4	6	0	3	33	16.5
15	McClellan, Steven	2-2	67	33.5	9-14	.643	1-1	1.000	5-5	1.000	9	7	16	8.0	9	1	2	7	1	2	24	12.0
11	Winborne, Charles	1-0	18	18.0	4-6	.667	3-5	.600	0-0	.000	1	4	5	5.0	2	0	0	2	0	0	11	11.0
04	McCray, R.J.	2-2	57	28.5	4-9	.444	0-1	.000	4-6	.667	0	2	2	1.0	4	0	1	4	0	4	12	6.0
05	Bibi Ndongo, C.	2-2	49	24.5	3-6	.500	1-1	1.000	2-3	.667	2	6	8	4.0	10	2	4	2	2	1	9	4.5
10	Mackey, Trent	2-0	34	17.0	2-4	.500	2-4	.500	0-0	.000	0	2	2	1.0	2	0	1	1	0	1	6	3.0
03	Hansberry, Marcelis	2-0	5	2.5	1-1	1.000	0-0	.000	0-0	.000	0	0	0	0.0	0	0	1	0	0	0	2	1.0
35	Lindsey, Trey	2-0	17	8.5	1-3	.333	0-0	.000	0-0	.000	0	1	1	0.5	3	0	1	1	0	0	2	1.0
41	Ribeiro, Fabio	2-0	19	9.5	1-4	.250	0-0	.000	0-1	.000	0	3	3	1.5	1	0	0	1	1	0	2	1.0
	Team										3	3	6									
	Total.....	2	425		51-106	.481	13-33	.394	19-26	.731	18	38	56	28.0	42	4	21	29	5	15	134	67.0
	Opponents.....	2	425		44-99	.444	6-20	.300	47-63	.746	26	39	65	32.5	34	-	25	24	3	12	141	70.5

TEAM STATISTICS	ULM	OPP	Date	Opponent	Score	Att.
SCORING	134	141	* 12/29/11	WESTERN KENTUCKY	Lot 71-76	1319
Points per game	67.0	70.5	* 12/31/11	ARKANSAS STATE	L 63-65	1061
Scoring margin	-3.5	-	* - Conference game			
FIELD GOALS-ATT	51-106	44-99				
Field goal pct	.481	.444				
3 POINT FG-ATT	13-33	6-20				
3-point FG pct	.394	.300				
3-pt FG made per game	6.5	3.0				
FREE THROWS-ATT	19-26	47-63				
Free throw pct	.731	.746				
F-Throws made per game	9.5	23.5				
REBOUNDS	56	65				
Rebounds per game	28.0	32.5				
Rebounding margin	-4.5	-				
ASSISTS	21	25				
Assists per game	10.5	12.5				
TURNOVERS	29	24				
Turnovers per game	14.5	12.0				
Turnover margin	-2.5	-				
Assist/turnover ratio	0.7	1.0				
STEALS	15	12				
Steals per game	7.5	6.0				
BLOCKS	5	3				
Blocks per game	2.5	1.5				
ATTENDANCE	2380	0				
Home games-Avg/Game	2-1190	0-0				
Neutral site-Avg/Game	-	0-0				

Score by Periods	1st	2nd	OT	Totals
ULM	60	67	7	134
Opponents	56	73	12	141



INSIDE THE NUMBERS

ULM BASKETBALL STATISTICAL BREAKDOWN

TEAM	GAMES	FG-FGA	PCT.	3F-3PA	PCT.	FT-FTA	PCT.	O-D	TOT	AVG.	FOUL	DQ	AST	AVG	TO	BLK	STL	PTS	AVG
OVERALL (1-14)	15	344-806	.427	97-268	.362	141-203	.695	134-322	456	30.4	282	15	174	11.6	197	33	80	926	61.7
HOME (0-7)	7	166-389	.427	49-124	.395	84-115	.730	69-153	222	31.7	142	11	84	12.0	95	19	36	465	66.4
AWAY (1-7)	8	178-417	.427	48-144	.333	57-88	.648	65-169	234	29.3	140	4	90	11.3	102	14	44	461	57.6
NEUTRAL																			
NON-CONF (1-12)	13	293-700	.419	84-235	.357	122-177	.689	116-284	400	30.8	240	11	153	11.8	168	28	65	792	60.9
CONFERENCE (0-2)	2	51-106	.481	13-33	.394	19-26	.731	18-38	56	28.0	42	4	21	10.5	29	5	15	134	67.0

INSIDE THE NUMBERS

RECORD BY VENUE

	2011-12 Overall	2011-12 Sun Belt	2010-11 Overall	2010-11 Sun Belt
Overall	1-14	0-2	7-24	2-14
Home (Fant-Ewing Coliseum)	0-7	0-2	4-9	0-8
Away	1-7		2-13	2-6
Neutral			1-2	0-0

RECORD BY HALFTIME

	2011-12 Overall	2011-12 Sun Belt	2010-11 Overall	2010-11 Sun Belt
When ULM leads at halftime	1-1	0-1	5-3	0-2
When ULM trails at halftime	0-12	0-1	1-21	1-12
When ULM is tied at halftime	0-1		1-0	1-0

RECORD BY SCORING OFFENSE

	2011-12 Overall	2011-12 Sun Belt	2010-11 Overall	2010-11 Sun Belt
When ULM scores 100+ points			0-0	0-0
When ULM scores 90-99 points			0-0	0-0
When ULM scores 80-89 points	1-0		2-0	1-0
When ULM scores 70-79 points	0-3	0-1	2-2	0-2
When ULM scores 60-69 points	0-7	0-1	2-8	1-5
When ULM scores 50-59 points	0-2		1-9	0-5
When ULM scores 40-49 points			0-3	0-1
When ULM scores 30-39 points	0-2		0-2	0-1

RECORD BY SCORING DEFENSE

	2011-12 Overall	2011-12 Sun Belt	2010-11 Overall	2010-11 Sun Belt
When opponent scores 100+ points			0-0	0-0
When opponent scores 90-99 points			0-0	0-0
When opponent scores 80-89 points	0-3		0-5	0-4
When opponent scores 70-79 points	0-6	0-1	2-5	1-3
When opponent scores 60-69 points	1-4	0-1	2-13	1-7
When opponent scores 50-59 points	0-1		2-1	0-0
When opponent scores 40-49 points			1-0	0-0

OVERTIME RECORD

	2011-12 Overall	2011-12 Sun Belt	2010-11 Overall	2010-11 Sun Belt
Overtime	0-1	0-1	0-0	0-0
Double Overtime			0-0	0-0
Triple Overtime			0-0	0-0

RECORD BY MONTH

	2011-12 Overall	2011-12 Sun Belt	2010-11 Overall	2010-11 Sun Belt
November	1-6		2-5	0-0
December	0-8	0-2	2-5	0-1
January			2-7	1-7
February			1-6	1-6
March			0-1	0-0

INSIDE THE NUMBERS

FIELD GOAL PERCENTAGE

	2011-12	2010-11
When ULM leads in FG%, ULM is	1-2	4-1
When opponent leads in FG%, ULM is	0-12	3-22
When game ends tied in FG%, ULM is		0-0

3-POINT FIELD GOAL PERCENTAGE

	2011-12	2010-11
When ULM leads in 3FG%, ULM is	1-8	4-7
When opponent leads in 3FG%, ULM is	0-6	3-16
When game ends tied in 3FG%, ULM is		0-0

FREE THROW PERCENTAGE

	2011-12	2010-11
When ULM leads in FT%, ULM is	0-8	6-6
When opponent leads in FT%, ULM is	1-6	1-16
When game ends tied in FT%, ULM is		0-1

REBOUNDING

	2011-12	2010-11
When ULM leads in rebounds, ULM is	1-4	3-9
When opponent leads in rebounds, ULM is	0-9	5-8
When game ends tied in rebounds, ULM is	0-1	2-1

ASSISTS

	2011-12	2010-11
When ULM leads in assists, ULM is	1-2	4-1
When opponent leads in assists, ULM is	0-12	2-20
When game ends tied in assists, ULM is		1-2

BLOCKS

	2011-12	2010-11
When ULM leads in blocks, ULM is	1-3	3-6
When opponent leads in blocks, ULM is	0-9	3-13
When game ends tied in blocks, ULM is	0-2	1-4

STEALS

	2011-12	2010-11
When ULM leads in steals, ULM is	0-5	4-8
When opponent leads in steals, ULM is	0-9	1-12
When game ends tied in steals, ULM is	1-0	2-3

TURNOVERS

	2011-12	2010-11
When ULM has more turnovers, ULM is	1-10	2-16
When opponent has more turnovers, ULM is	0-3	5-4
When game ends tied in turnovers, ULM is	0-1	0-3

FOULS

	2011-12	2010-11
When ULM has more fouls, ULM is	1-12	4-16
When opponent has more fouls, ULM is	0-1	3-6
When game ends tied in fouls, ULM is	0-1	0-1



WARHAWK STARTING LINE-UPS

Date	Opponent	W/L	Score	Starter	Total	Starter	Total	Starter	Total	Starter	Total	Starter	Total
N11	at Ole Miss	L	38-60	Bibi Ndongo	4	Ribeiro	5	Winborne	6	Mingo	2	Brown	7
N14	INDIANA STATE	L	59-71	Lindsey	3	Ribeiro	6	Mackey	8	Mingo	6	Brown	15
N16	at Tennessee	L	62-85	Lindsey	4	Ribeiro	8	Mackey	6	Winborne	6	Brown	18
N19	at Southeastern Louisiana	L	60-63	Bibi Ndongo	5	McCray	5	Mackey	2	Mingo	2	Brown	16
N21	at Mississippi State	L	63-78	Hansberry	13	Ribeiro	2	Mackey	5	Winborne	9	Brown	21
N26	HARDING	L	68-71	Hansberry	6	Ribeiro	4	Mingo	0	Winborne	18	Brown	17
N28	at Nicholls State	W	86-65	Hansberry	9	Bibi Ndongo	4	Mackey	12	Winborne	19	Lindsey	2
D3	LOUISIANA TECH	L	71-73	Hansberry	6	Ribeiro	2	Mackey	9	Winborne	15	Lindsey	4
D10	at Texas A&M	L	54-67	Bibi Ndongo	4	McClellan	4	Mingo	21	Winborne	4	Brown	7
D12	NICHOLLS STATE	L	70-82	Bibi Ndongo	0	McClellan	7	Mingo	11	Winborne	20	Brown	5
D15	NORTHWESTERN STATE	L	63-76	Bibi Ndongo	5	Ribeiro	0	Mingo	2	Winborne	13	Brown	14
D19	at UNLV	L	63-81	Lindsey	3	McClellan	16	Mackey	13	Winborne	4	Brown	12
D21	at Indiana State	L	35-50	Lindsey	0	McClellan	8	Mackey	6	Winborne	2	Hansberry	4
D29	WESTERN KENTUCKY*	L	71-76 OT	Bibi Ndongo	3	McClellan	15	Mingo	23	McCray	7	Brown	13
D31	ARKANSAS STATE*	L	63-65	Bibi Ndongo	6	McClellan	9	Mingo	10	McCray	5	Brown	20
J5	at Florida Atlantic*												
J7	at FIU*												
J12	UALR*												
J14	NORTH TEXAS*												
J19	DENVER*												
J21	at Troy*												
J28	UL-LAFAYETTE*												
F2	at Arkansas State*												
F4	at UALR*												
F11	SOUTH ALABAMA*												
F16	at North Texas*												
F18	at Denver*												
F23	MIDDLE TENNESSEE*												
F25	at UL-Lafayette*												

STARTERS VS. BENCH

Date	Opponent	W/L	Score	Starter Points			Bench Points		
				ULM	Opp.	Diff.	ULM	Opp.	Diff.
N11	at Ole Miss	L	38-60	24	52	-28	14	8	6
N14	INDIANA STATE	L	59-71	38	56	-18	21	15	6
N16	at Tennessee	L	62-85	42	52	-10	20	33	-13
N19	at Southeastern Louisiana	L	60-63	30	62	-32	30	1	29
N21	at Mississippi State	L	63-78	50	70	-20	13	8	5
N26	HARDING	L	68-71	45	43	2	23	28	-5
N28	at Nicholls State	W	86-65	46	43	3	40	22	18
D3	LOUISIANA TECH	L	71-73	36	35	1	35	38	-3
D10	at Texas A&M	L	54-67	40	58	-18	14	9	5
D12	NICHOLLS STATE	L	70-82	43	59	-16	27	23	4
D15	NORTHWESTERN STATE	L	63-76	34	42	-8	29	34	-5
D19	at UNLV	L	63-81	48	49	-1	15	32	-17
D21	at Indiana State	L	35-50	20	38	-18	15	12	3
D29	WESTERN KENTUCKY*	L	71-76 OT	61	53	8	10	23	-13
D31	ARKANSAS STATE*	L	63-65	50	63	-13	13	2	11
J5	at Florida Atlantic*								
J7	at FIU*								
J12	UALR*								
J14	NORTH TEXAS*								
J19	DENVER*								
J21	at Troy*								
J28	UL-LAFAYETTE*								
F2	at Arkansas State*								
F4	at UALR*								
F11	SOUTH ALABAMA*								
F16	at North Texas*								
F18	at Denver*								
F23	MIDDLE TENNESSEE*								
F25	at UL-Lafayette*								
TOTALS				607	775	-168	319	288	31
AVERAGES				40.5	51.7	-11.2	21.3	19.2	2.1



2011-12 RESULTS

DATE	OPPONENT	RESULT	ATTENDANCE	TOP SCORER	REBOUNDS	ASSISTS	STEALS	BLOCKS
Nov. 11	at Ole Miss	L, 38-60	5,729	Brown (7)	Ribeiro (6)	Hansberry (4)	Four Players (1)	Two Players (1)
Nov. 14	INDIANA STATE	L, 59-71	1,236	Brown (15)	Brown (7)	Brown (5)	Bibi Ndongo (1)	Bibi Ndongo (2)
Nov. 16	at Tennessee	L, 62-85	14,751	Brown (18)	Ribeiro, Mingo (7)	Winborne (5)	Brown (2)	McCray (2)
Nov. 19	at Southeastern Louisiana	L, 60-63	877	Brown (16)	Hansberry (5)	Brown (6)	Brown (3)	Bibi Ndongo (1)
Nov. 21	at Mississippi State	L, 63-78	4,892	Brown (21)	Ribeiro, Mingo (5)	Mackey, McCray (3)	Brown, McCray (2)	Ribeiro (1)
Nov. 26	HARDING	L, 68-71	883	Winborne (18)	Bibi Ndongo (5)	Hansberry (5)	Hansberry (2)	Bibi Ndongo (4)
Nov. 28	at Nicholls State	W, 86-65	574	Winborne (19)	Ribeiro, Winborne (7)	McCray (4)	Three Players (1)	Bibi Ndongo (1)
Dec. 3	LOUISIANA TECH	L, 71-73	2,013	Brown (17)	Ribeiro (8)	Winborne (5)	Brown, Hansberry (1)	Two Players (1)
Dec. 10	at Texas A&M	L, 54-67	6,875	Mingo (21)	Mingo (9)	Mingo (5)	McClellan (3)	Ribeiro (1)
Dec. 12	NICHOLLS STATE	L, 70-82	1,164	Winborne (20)	McClellan (11)	Lindsey (4)	Mackey, Lindsey (1)	Two Players (1)
Dec. 15	NORTHWESTERN STATE	L, 63-76	1,278	Brown (14)	McClellan (9)	Brown (4)	Lindsey (2)	Three Players (1)
Dec. 19	at UNLV	L, 63-81	11,515	McClellan (16)	McClellan (7)	Brown (6)	Brown (4)	None
Dec. 21	at Indiana State	L, 35-50	5,167	McClellan (8)	McClellan, McCray (6)	Mingo (3)	McCray (2)	Bibi Ndongo (2)
Dec. 29	WESTERN KENTUCKY*	L, 71-76 OT	1,319	Mingo (23)	McClellan (8)	Brown (5)	McCray (4)	Three Players (1)
Dec. 31	ARKANSAS STATE*	L, 63-65	1,061	Brown (20)	McClellan (8)	Four Players (2)	Brown (2)	Two Players (1)
Jan. 5	at Florida Atlantic*							
Jan. 7	at FIU*							
Jan. 12	UALR*							
Jan. 14	NORTH TEXAS*							
Jan. 19	DENVER*							
Jan. 21	at Troy*							
Jan. 28	UL-LAFAYETTE*							
Feb. 2	at Arkansas State*							
Feb. 4	at UALR*							
Feb. 11	SOUTH ALABAMA*							
Feb. 16	at North Texas*							
Feb. 18	at Denver*							
Feb. 23	MIDDLE TENNESSEE*							
Feb. 25	at UL-Lafayette*							

* denotes Sun Belt Conference game

RECORD	OVERALL	HOME	AWAY	NEUTRAL
All Games	1-14	0-7	1-7	0-0
Sun Belt Games	0-2	0-2	0-0	0-0
Non-Conference Games	1-12	0-5	1-7	0-0



POINTS, REBOUNDS, ASSISTS

DATE	OPPONENT	RESULT	3 • HANSBERRY	4 • MCCRAY	5 • BIBI NDONGO	10 • MACKEY	11 • WINBORNE	15 • MCCLELLAN
Nov. 11	at Ole Miss	L, 38-60	0-1-4	6-4-0	4-5-0	5-5-2	6-2-3	DNP
Nov. 14	INDIANA STATE	L, 59-71	5-0-0	4-3-0	0-2-1	8-2-0	12-0-1	DNP
Nov. 16	at Tennessee	L, 62-85	4-2-2	5-0-1	DNP	6-1-1	6-2-5	DNP
Nov. 19	at Southeastern Louisiana	L, 60-63	11-5-2	5-0-1	5-2-0	2-0-0	15-3-3	DNP
Nov. 21	at Mississippi State	L, 63-78	13-2-0	2-2-3	DNP	5-3-3	9-4-0	DNP
Nov. 26	HARDING	L, 68-71	6-3-5	2-0-0	5-5-1	13-1-3	18-0-4	DNP
Nov. 28	at Nicholls State	W, 86-65	9-3-1	2-0-4	4-2-0	12-0-0	19-7-2	DNP
Dec. 3	LOUISIANA TECH	L, 71-73	6-3-2	0-0-0	10-5-0	9-1-4	15-3-5	6-7-0
Dec. 10	at Texas A&M	L, 54-67	2-2-1	0-1-0	4-3-0	0-0-0	4-1-3	4-2-0
Dec. 12	NICHOLLS STATE	L, 70-82	6-4-3	6-3-2	0-0-0	8-3-1	20-3-2	7-11-0
Dec. 15	NORTHWESTERN STATE	L, 63-76	3-0-0	0-4-2	5-4-2	8-2-0	13-2-0	10-9-2
Dec. 19	at UNLV	L, 63-81	0-1-0	DNP	0-1-0	13-3-1	4-2-0	16-7-0
Dec. 21	at Indiana State	L, 35-50	4-2-0	2-6-2	2-4-0	6-3-0	2-0-0	8-6-0
Dec. 29	WESTERN KENTUCKY*	L, 71-76 OT	0-0-0	7-2-0	3-4-2	6-1-1	DNP	15-8-0
Dec. 31	ARKANSAS STATE*	L, 63-65	2-0-1	5-0-1	6-4-2	0-1-0	11-5-0	9-8-2
Jan. 5	at Florida Atlantic*							
Jan. 7	at FIU*							
Jan. 12	UALR*							
Jan. 14	NORTH TEXAS*							
Jan. 19	DENVER*							
Jan. 21	at Troy*							
Jan. 28	UL-LAFAYETTE*							
Feb. 2	at Arkansas State*							
Feb. 4	at UALR*							
Feb. 11	SOUTH ALABAMA*							
Feb. 16	at North Texas*							
Feb. 18	at Denver*							
Feb. 23	MIDDLE TENNESSEE*							
Feb. 25	at UL-Lafayette*							

DATE	OPPONENT	RESULT	23 • SMITH	24 • MINGO	33 • MARTIN	35 • LINDSEY	41 • RIBEIRO	55 • BROWN
Nov. 11	at Ole Miss	L, 38-60	DNP	2-0-0	DNP	3-4-0	5-6-1	7-1-1
Nov. 14	INDIANA STATE	L, 59-71	DNP	6-5-0	DNP	3-6-2	6-4-1	15-7-5
Nov. 16	at Tennessee	L, 62-85	0-0-0	11-7-4	0-0-0	4-4-0	8-7-0	18-1-2
Nov. 19	at Southeastern Louisiana	L, 60-63	DNP	2-1-0	DNP	2-4-0	2-3-0	16-3-6
Nov. 21	at Mississippi State	L, 63-78	0-0-0	9-5-1	DNP	2-1-2	2-5-0	21-2-2
Nov. 26	HARDING	L, 68-71	DNP	0-1-0	0-0-0	3-2-1	4-4-0	17-1-1
Nov. 28	at Nicholls State	W, 86-65	DNP	13-4-1	DNP	2-3-3	10-7-1	15-3-3
Dec. 3	LOUISIANA TECH	L, 71-73	DNP	2-6-2	DNP	4-0-0	2-8-0	17-5-2
Dec. 10	at Texas A&M	L, 54-67	DNP	21-9-5	DNP	6-0-0	6-7-1	7-0-1
Dec. 12	NICHOLLS STATE	L, 70-82	DNP	11-7-0	DNP	5-2-4	2-2-0	5-3-0
Dec. 15	NORTHWESTERN STATE	L, 63-76	3-0-0	2-2-0	0-0-0	5-2-1	0-1-0	14-0-4
Dec. 19	at UNLV	L, 63-81	DNP	15-3-0	DNP	3-3-3	0-0-0	12-3-6
Dec. 21	at Indiana State	L, 35-50	DNP	6-2-3	DNP	0-1-0	0-0-0	5-2-0
Dec. 29	WESTERN KENTUCKY*	L, 71-76 OT	DNP	23-4-2	DNP	2-1-1	2-2-0	13-4-5
Dec. 31	ARKANSAS STATE*	L, 63-65	DNP	10-4-2	DNP	0-0-0	0-1-0	20-1-2
Jan. 5	at Florida Atlantic*							
Jan. 7	at FIU*							
Jan. 12	UALR*							
Jan. 14	NORTH TEXAS*							
Jan. 19	DENVER*							
Jan. 21	at Troy*							
Jan. 28	UL-LAFAYETTE*							
Feb. 2	at Arkansas State*							
Feb. 4	at UALR*							
Feb. 11	SOUTH ALABAMA*							
Feb. 16	at North Texas*							
Feb. 18	at Denver*							
Feb. 23	MIDDLE TENNESSEE*							
Feb. 25	at UL-Lafayette*							



GAME-BY-GAME TEAM STATISTICS

DATE	GAME	W/L	SCORE	FG-FGA	PCT.	3F-3PA	PCT.	FT-FTA	PCT.	O-D	TOT	F/EJ	A	TO	BLK	STL	1ST	2ND	OT	OT	TP
N11	ULM	L	38	14-49	.286	3-15	.200	7-18	.389	6-28	34	20/0	11	18	2	4	11	27	-	-	38
	at Ole Miss		60	19-57	.333	5-26	.192	17-27	.630	13-35	48	16/0	8	15	8	8	33	27	-	-	60
N14	ULM	L	59	21-57	.368	9-19	.474	8-10	.800	8-25	33	13/1	10	11	3	1	26	33	-	-	59
	Indiana State		71	27-60	.450	8-20	.400	9-11	.818	9-27	36	11/0	14	5	8	6	34	37	-	-	71
N16	ULM	L	62	24-56	.429	8-19	.421	6-8	.750	3-24	27	19/1	15	11	4	6	33	29	-	-	62
	at Tennessee		85	30-67	.448	11-29	.379	14-20	.700	17-29	46	11/0	20	11	5	7	33	52	-	-	85
N19	ULM	L	60	25-56	.446	5-19	.263	5-7	.714	6-18	24	15/0	12	9	1	8	27	33	-	-	60
	at Southeastern La.		63	22-44	.500	8-15	.533	11-18	.611	8-27	35	8/0	13	16	5	2	39	24	-	-	63
N21	ULM	L	63	25-51	.490	6-16	.375	7-9	.778	5-21	26	9/0	11	14	1	6	26	37	-	-	63
	at Mississippi State		78	31-61	.500	10-27	.370	6-8	.750	10-22	32	9/0	20	8	3	8	31	47	-	-	78
N26	ULM	L	68	26-57	.456	11-24	.458	5-6	.833	3-17	20	19/0	15	10	4	8	24	44	-	-	68
	Harding		71	23-46	.500	9-19	.474	16-19	.842	6-27	33	7/0	16	18	3	2	40	31	-	-	71
N28	ULM	W	86	31-50	.620	12-21	.571	12-19	.632	10-23	33	20/0	15	8	1	3	36	50	-	-	86
	at Nicholls State		65	21-44	.477	9-22	.409	14-18	.778	2-15	17	16/1	12	6	0	3	34	31	-	-	65
D3	ULM	L	71	23-57	.404	6-17	.353	19-23	.826	14-26	40	21/2	15	17	2	2	29	42	-	-	71
	Louisiana Tech		73	26-61	.426	8-24	.333	13-18	.722	11-19	30	23/1	14	10	4	8	32	41	-	-	73
D10	ULM	L	54	22-59	.373	5-24	.208	5-5	1.000	12-17	29	20/1	11	11	1	6	27	27	-	-	54
	at Texas A&M		67	22-48	.458	5-13	.385	18-23	.783	11-25	36	13/0	15	12	1	8	38	29	-	-	67
D12	ULM	L	70	25-65	.385	8-22	.364	12-21	.571	17-25	42	23/1	12	13	2	2	25	45	-	-	70
	Nicholls State		82	27-54	.500	5-17	.294	23-32	.719	9-26	35	19/0	17	8	3	6	37	45	-	-	82
D15	ULM	L	63	20-47	.426	2-9	.222	21-29	.724	9-22	31	24/3	11	15	3	8	35	28	-	-	63
	Northwestern State		76	23-50	.460	13-28	.464	17-27	.630	7-22	29	22/0	15	13	6	12	45	31	-	-	76
D19	ULM	L	63	23-51	.451	6-16	.375	11-14	.786	15-17	32	18/1	10	19	0	7	27	36	-	-	63
	at UNLV		81	25-43	.581	14-23	.609	17-25	.680	7-15	22	14/0	20	12	7	11	37	44	-	-	81
D21	ULM	L	35	14-45	.311	3-14	.214	4-8	.500	8-21	29	19/1	5	12	4	4	15	20	-	-	35
	at Indiana State		50	17-46	.370	5-20	.250	11-14	.786	10-25	35	11/0	12	11	4	3	22	28	-	-	50
D29	ULM	L	71	26-56	.464	5-16	.313	14-19	.737	12-18	30	23/3	11	16	3	9	29	35	7	-	71
	Western Kentucky*		76	22-53	.415	4-13	.308	28-39	.718	18-21	39	21/0	14	15	2	7	34	30	12	-	76
D31	ULM	L	63	25-50	.500	8-17	.471	5-7	.714	6-20	26	19/1	10	13	2	6	31	32	-	-	63
	Arkansas State*		65	22-46	.478	2-7	.286	19-24	.792	8-18	26	13/0	11	9	1	5	22	43	-	-	65
J5	ULM																				
	at Florida Atlantic*																				
J7	ULM																				
	at FIU*																				
J12	ULM																				
	UALR*																				
J14	ULM																				
	North Texas*																				
J19	ULM																				
	Denver*																				
J21	ULM																				
	at Troy*																				
J28	ULM																				
	UL-Lafayette*																				
F2	ULM																				
	at Arkansas State*																				
F4	ULM																				
	at UALR*																				
F11	ULM																				
	South Alabama*																				
F16	ULM																				
	at North Texas*																				
F18	ULM																				
	at Denver*																				
F23	ULM																				
	Middle Tennessee*																				
F25	ULM																				
	at UL-Lafayette*																				

* denotes Sun Belt Conference game



TEAM SUPERLATIVES

ULM	HIGHS	LOWS
Points	86, at Nicholls State (11/28)	35, at Indiana State (12/21)
First-Half Points	36, at Nicholls State (11/28)	11, at Ole Miss (11/11)
Second-Half Points	50, at Nicholls State (11/28)	20, at Indiana State (12/21)
Winning Margin	21, at Nicholls State (11/28)	21, at Nicholls State (11/28)
Field Goals	31, at Nicholls State (11/28)	14, at Ole Miss (11/11); at Indiana State (12/21)
Field-Goal Attempts	65, vs. Nicholls State (12/12)	45, at Indiana State (12/21)
Field-Goal Percentage	.620 (31-50), at Nicholls State (11/28)	.286 (14-49), at Ole Miss (11/11)
3-Point Field Goals	12, at Nicholls State (11/28)	2, vs. Northwestern State (12/15)
3-Point Attempts	24, at Texas A&M (12/10); vs. Harding (11/26)	9, vs. Northwestern State (12/15)
3-Point Percentage	.571 (12-21), at Nicholls State (11/28)	.200 (3-15), at Ole Miss (11/11)
Free Throws	21, vs. Northwestern State (12/15)	4, at Indiana State (12/21)
Free-Throw Attempts	29, vs. Northwestern State (12/15)	5, at Texas A&M (12/10)
Free-Throw Percentage	1.000 (5-5), at Texas A&M (12/10)	.389 (7-18), at Ole Miss (11/11)
Rebounds	42, vs. Nicholls State (12/12)	20, vs. Harding (11/26)
Offensive Rebounds	17, vs. Nicholls State (12/12)	3, at Tennessee (11/16); vs. Harding (11/26)
Defensive Rebounds	28, at Ole Miss (11/11)	17 (three times)
Personal Fouls	24, vs. Northwestern State (12/15)	9, at Mississippi State (11/21)
Assists	15 (four times)	5, at Indiana State (12/21)
Turnovers	19, at UNLV (12/19)	8, at Nicholls State (11/28)
Blocked Shots	4 (three times)	0, at UNLV (12/19)
Steals	9, vs. Western Kentucky (12/29)	1, vs. Indiana State (11/14)

OPPONENTS	HIGHS	LOWS
Points	85, Tennessee (11/16)	50, Indiana State (12/21)
First-Half Points	45, Northwestern State (12/15)	22, Indiana State (12/21); Arkansas State (12/31)
Second-Half Points	52, Tennessee (11/16)	24, Southeastern La. (11/19)
Winning Margin	23, Tennessee (11/16)	2, Louisiana Tech (12/3); Arkansas State (12/31)
Field Goals	31, Mississippi State (11/21)	17, Indiana State (12/21)
Field-Goal Attempts	67, Tennessee (11/16)	43, UNLV (12/19)
Field-Goal Percentage	.581 (25-43), UNLV (12/19)	.333 (19-57), Ole Miss (11/11)
3-Point Field Goals	14, UNLV (12/19)	2, Arkansas State (12/31)
3-Point Attempts	29, Tennessee (11/16)	7, Arkansas State (12/31)
3-Point Percentage	.609 (14-23), UNLV (12/19)	.192 (5-26), Ole Miss (11/11)
Free Throws	23, Nicholls State (12/12)	6, Mississippi State (11/21)
Free-Throw Attempts	32, Nicholls State (12/12)	8, Mississippi State (11/21)
Free-Throw Percentage	.842 (16-19), Harding (11/26)	.611 (11-18), Southeastern La. (11/19)
Rebounds	48, Ole Miss (11/11)	17, Nicholls State (11/28)
Offensive Rebounds	17, Tennessee (11/16)	2, Nicholls State (11/28)
Defensive Rebounds	35, Ole Miss (11/11)	15, Nicholls State (11/28); UNLV (12/19)
Personal Fouls	23, Louisiana Tech (12/3)	7, Harding (11/26)
Assists	20 (three times)	8, Ole Miss (11/11)
Turnovers	18, Harding (11/26)	5, Indiana State (11/14)
Blocked Shots	8, Ole Miss (11/11); Indiana State (11/14)	0, Nicholls State (11/28)
Steals	12, Northwestern State (12/15)	2, Southeastern La. (11/19); Harding (11/26)



INDIVIDUAL SUPERLATIVES

ULM HIGHS

Points.....	23, Hugh Mingo vs. Western Kentucky (12/29)
Field Goals.....	9, Hugh Mingo at Texas A&M (12/10); Hugh Mingo vs. Western Kentucky (12/29)
Field-Goal Attempts.....	18, Fred Brown at Southeastern La. (11/19)
Field-Goal Pct. (min 5 made).....	.778 (7-9), Steven McClellan at UNLV (12/19)
3-Point Field Goals.....	4 (four times)
3-Points Field-Goal Attempts.....	9, Fred Brown at Texas A&M (12/10)
3-Point Field-Goal Pct. (min 2 made).....	1.000 (2-2), Hugh Mingo at Texas A&M (12/10); Trent Mackey at Tennessee (11/16)
Free Throws.....	6, Fred Brown at UNLV (12/19)
Free-Throw Attempts.....	7, Fabio Ribeiro at Nicholls State (11/28); Fred Brown vs. Indiana State (11/14)
Free-Throw Pct. (min 3 made).....	1.000 (four times)
Rebounds.....	11, Steven McClellan vs. Nicholls State (12/12)
Assists.....	6, Fred Brown at UNLV (12/19); Fred Brown at Southeastern La. (11/19)
Turnovers.....	5 (five times)
Blocked Shots.....	4, Christian Bibi Ndongo vs. Harding (11/26)
Steals.....	4, Fred Brown at UNLV (12/19); R.J. McCray vs. Western Kentucky (12/29)

OPPONENT HIGHS

Points.....	29, Chace Stanback, UNLV (12/19)
Field Goals.....	10, Chace Stanback, UNLV (12/19)
Field-Goal Attempts.....	16, Dee Bost, Mississippi State (11/21)
Field-Goal Pct. (min 5 made).....	1.000 (6-6), Zach Roddenberry, Harding (11/26)
3-Point Field Goals.....	8, Chace Stanback, UNLV (12/19)
3-Points Field-Goal Attempts.....	10, Louis Ellis, Northwestern State (12/15)
3-Point Field-Goal Pct. (min 2 made).....	1.000 (3-3), Daron Populist, Southeastern La. (11/19)
Free Throws.....	9, Terrance Henry, Ole Miss (11/11)
Free-Throw Attempts.....	13, Terrance Henry, Ole Miss (11/11)
Free-Throw Pct. (min 3 made).....	1.000 (7-7), Deantra Scott, Harding (11/26)
Rebounds.....	17, Murphy Holloway, Ole Miss (11/11)
Assists.....	11, Trae Golden, Tennessee (11/16)
Turnovers.....	5 (three times)
Blocked Shots.....	3 (three times)
Steals.....	4 (three times)

ULM INDIVIDUAL PERFORMANCES

POINTS

23.....	Hugh Mingo, vs. Western Kentucky (12/29)
21.....	Fred Brown, at Mississippi State (11/21)
21.....	Hugh Mingo, at Texas A&M (12/10)
20.....	Charles Winborne, vs. Nicholls State (12/12)
20.....	Fred Brown, vs. Arkansas State (12/31)
19.....	Charles Winborne, at Nicholls State (11/28)
18.....	Fred Brown, at Tennessee (11/16)
18.....	Charles Winborne, vs. Harding (11/26)
17.....	Fred Brown, vs. Harding (11/26)
17.....	Fred Brown, vs. Louisiana Tech (12/3)

REBOUNDS

11.....	Steven McClellan, vs. Nicholls State (12/12)
9.....	Hugh Mingo, at Texas A&M (12/10)
9.....	Steven McClellan, vs. Northwestern State (12/15/11)
8.....	Fabio Ribeiro, vs. Louisiana Tech (12/3)
8.....	Steven McClellan, vs. Western Kentucky (12/29)
8.....	Steven McClellan, vs. Arkansas State (12/31)
7.....	Fabio Ribeiro, at Tennessee (11/16)
7.....	Hugh Mingo, at Tennessee (11/16)
7.....	Fred Brown, vs. Indiana State (11/14)
7.....	Charles Winborne, at Nicholls State (11/28)
7.....	Fabio Ribeiro, at Nicholls State (11/28)
7.....	Steven McClellan, vs. Louisiana Tech (12/3)
7.....	Fabio Ribeiro, at Texas A&M (12/10)
7.....	Hugh Mingo, vs. Nicholls State (12/12)
7.....	Steven McClellan, at UNLV (12/19)

ASSISTS

6.....	Fred Brown, at Southeastern La. (11/19)
6.....	Fred Brown, at UNLV (12/19)
5.....	Charles Winborne, at Tennessee (11/16)
5.....	Fred Brown, vs. Indiana State (11/14)
5.....	Marcelis Hansberry, vs. Harding (11/26)
5.....	Charles Winborne, vs. Louisiana Tech (12/3)
5.....	Hugh Mingo, at Texas A&M (12/10)
5.....	Fred Brown, vs. Western Kentucky (12/29)

STEALS

4.....	Fred Brown, at UNLV (12/19)
4.....	R.J. McCray, vs. Western Kentucky (12/29)
3.....	Fred Brown, at Southeastern La. (11/19)
3.....	Steven McClellan, at Texas A&M (12/10)

BLOCKED SHOTS

4.....	Christian Bibi Ndongo, vs. Harding (11/26)
2.....	Christian Bibi Ndongo, vs. Indiana State (11/14)
2.....	R.J. McCray, at Tennessee (11/16)

3-POINT FIELD GOALS

4.....	Fred Brown, at Tennessee (11/16)
4.....	Charles Winborne, vs. Indiana State (11/14)
4.....	Trent Mackey, at Nicholls State (11/28)
4.....	Fred Brown, vs. Louisiana Tech (12/3)

FREE THROWS

6.....	Fred Brown, at UNLV (12/19)
5.....	Fred Brown, vs. Indiana State (11/14)
5.....	Fred Brown, vs. Louisiana Tech (12/3)
5.....	Steven McClellan, vs. Western Kentucky (12/29)



THE LAST TIME...

The last time ULM...

Played a ranked opponent	L, 63-81, at No. 21 UNLV (12/19/11)
Won in the last second	vs. UL-Lafayette (3/6/10)
Lost in the last second	63-65, vs. Arkansas State (12/31/11)
Played in overtime	L, 71-76, vs. Western Kentucky (12/29/11)
Won an overtime game	W, 72-67, at Iowa (11/30/07)
Lost an overtime game	L, 71-76, vs. Western Kentucky (12/29/11)
Scored 100 points or more points	105, vs. Alcorn State (11/27/07)
Scored 90 points or more points	99, vs. U of the Southwest (12/28/09)
Scored 80 or more points	86, at Nicholls State (11/28/11)
Scored fewer than 50 points	35, at Indiana State (12/21/11)
Had four double-digit scorers	at UNLV (12/19/11)
Had five double-digit scorers	at Nicholls State (11/28/11)
Had no double-digit scorers	at Indiana State (12/21/11)
Had more than 20 assists	20, vs. Union College (1/4/11)
Had fewer than 10 assists	5, at Indiana State (12/21/11)
Had more than 10 blocks	10, vs. William Carey (12/2/06)
Had more than 10 steals	10, at Middle Tennessee (2/3/11)
Had more than 20 turnovers	26, at Iowa (11/16/10)
Had fewer than 10 turnovers	8, at Nicholls State (11/28/11)
Made more than 30 field goals	31, at Nicholls State (11/28/11)
Made more than 40 field goals	41, vs. Texas College (12/22/03)
Made more than 50 field goals	51, vs. Georgia Southern (1978-79)
Shot over 50 pct from field500 (25-50), vs. Arkansas State (12/31/11)
Shot over 60 pct from field620 (31-50), at Nicholls State (11/28/11)
Shot less than 40 pct from field311 (14-45), at Indiana State (12/21/11)
Made more than 10 3-pointers	12, at Nicholls State (11/28/11)
Made more than 15 3-pointers	15, vs. Middle Tennessee (1/24/08)
Shot over 50 pct from 3571 (12-21), at Nicholls State (11/28/11)
Shot over 60 pct from 3615 (8-13), at UL-Lafayette (1/22/11)
Shot less than 30 pct from 3214 (3-14), at Indiana State (12/21/11)
Made more than 20 free throws	21, vs. Northwestern State (12/15/11)
Made more than 30 free throws	30, vs. Troy (12/31/09)
Shot over 80 pct free throws826 (19-23), vs. Louisiana Tech (12/3/11)
Shot over 90 pct free throws	1.000 (5-5), at Texas A&M (12/10/11)

The last time a ULM player...

Had a double-double (pts-rbs)	Tommie Sykes (18 pts and 12 rbs), at North Texas (2/19/11)
Had a double-double (pts-asts)	Tony Hooper (12 pts and 14 assts), vs. Lamar (2/25/06)
Had 20 points or more	Fred Brown (20), vs. Arkansas State (12/31/11)
Had 30 points or more	Tommie Sykes (32), vs. Union College (1/4/11)
Had 40 points or more	Henry Steele (40), vs. Louisiana College (1970-71)
Had 50 points or more	Glynn Saulters (51), vs. Nicholls State (1967-68)
Had 10 or more rebounds	Steven McClellan (11), vs. Nicholls State (12/12/11)
Had 15 or more rebound	Lance Brasher (17), vs. Middle Tennessee (1/24/08)
Had 20 or more rebounds	Terry Martin (22), vs. Dayton (11/3/83)
Had 10 or more assists	Tony Hooper (14), vs. Lamar (2/25/06)
Had five or more steals	Hugh Mingo (7), vs. Centenary (12/11/10)
Had 10 or more steals	Arthur Hayes (10), vs. McNeese State (1983)
Had five or more blocks	Rudy Turner (6), vs. Western Kentucky (2/4/10)



3 MARCELIS HANSBERRY

Sophomore • Guard • 6-0 • 180
Jackson, Miss. • Provine High School

2011-12

- Had a team-high four assists against Ole Miss (Nov. 11).
- Scored 11 points and led the team five rebounds at Southeastern La. (Nov. 19).
- Got his first start of the season at Mississippi State (Nov. 21), scoring a season-best 13 points on 6-of-13 shooting.
- Tied his career high with five assists against Harding (Nov. 26).
- Recorded the first block of his career against Nicholls State (Dec. 12).

2010-11

- Appeared in 26 games, making seven starts last season.
- Record double figures in scoring twice in 2010-11.
- Had a career-best 15 points at UL-Lafayette (Jan. 22).
- Notched 13 points and three assists against Northern Colorado (Dec. 22).
- Had a season-best five assists against Centenary (Dec. 11).
- Averaged 7.0 points and 3.8 assists in his seven starts.

SEASON/CAREER HIGHS**Points**

Season: 13, at Mississippi State (11/21/11)
Career: 15, at UL-Lafayette (1/22/11)

Field Goals

Season: 6, at Mississippi State (11/21/11)
Career: 6 (twice)

Field Goal Attempts

Season: 13, at Mississippi State (11/21/11)
Career: 13, at Mississippi State (11/21/11)

3-Point Field Goals

Season: 1 (twice)
Career: 2, at UL-Lafayette (1/22/11)

3-Point Attempts

Season: 3, vs. Harding (11/26/11)
Career: 3 (four times)

Free Throws

Season: 3, vs. Northwestern State (12/15/11)
Career: 5, vs. Centenary (12/11/10)

Free Throw Attempts

Season: 4, vs. Northwestern State (12/15/11)
Career: 8, vs. Centenary (12/11/10)

Rebounds

Season: 5, at Southeastern La. (11/19/11)
Career: 5 (twice)

Offensive Rebounds

Season: 2, at Southeastern La. (11/19/11)
Career: 2, at Southeastern La. (11/19/11)

Defensive Rebounds

Season: 3 (three times)
Career: 5, at Kent State (12/2/10)

Assists

Season: 5, vs. Harding (11/26/11)
Career: 5 (three times)

Turnovers

Season: 2 (three times)
Career: 3 (five times)

Blocks

Season: 1, vs. Nicholls State (12/12/11)
Career: 1, vs. Nicholls State (12/12/11)

Steals

Season: 2, vs. Harding (11/26/11)
Career: 4, at Iowa (11/16/10)

Minutes

Season: 33 (twice)
Career: 36, at Iowa (11/16/10)

MISCELLANEOUS STATS

	11-12	Career
Double-figure Points:	2	4
Double-figure Rebounds:	0	0
20-Plus Points	0	0
30-Plus Points	0	0
Led Team in Scoring:	0	0
Led Team in Rebounding	1	1
Led Team in Assists	3	10
Led Team in Blocks	1	1
Led Team in Steals	3	6
Double-Doubles:	0	0

2011-12 SEASON GAME-BY-GAME

Date	Opponent	gs	min	fg-a	3fg-a	ft-a	o-d-t	pf	a	to	blk	stl	pts
Nov. 11	at Ole Miss		15	0-2	0-0	0-0	0-1-1	1	4	2	0	1	0
Nov. 14	Indiana State		10	2-4	0-2	1-1	0-0-0	0	0	1	0	0	5
Nov. 16	at Tennessee		19	2-5	0-1	0-0	1-1-2	1	2	0	0	0	4
Nov. 19	at Southeastern Louisiana		25	4-8	1-2	2-3	2-3-5	4	2	1	0	1	11
Nov. 21	at Mississippi State	*	33	6-13	0-2	1-2	0-2-2	1	0	0	0	1	13
Nov. 26	Harding	*	33	2-6	0-3	2-3	0-3-3	1	5	2	0	2	6
Nov. 28	at Nicholls State	*	24	4-7	1-1	0-1	0-3-3	3	1	0	0	1	9
Dec. 3	Louisiana Tech	*	19	2-9	0-2	2-2	3-0-3	2	2	2	0	1	6
Dec. 10	at Texas A&M		10	1-4	0-1	0-0	0-2-2	0	1	0	0	0	2
Dec. 12	Nicholls State		32	2-8	0-2	2-5	0-4-4	3	3	2	1	0	6
Dec. 15	Northwestern State		7	0-2	0-1	3-4	0-0-0	0	0	0	0	1	3
Dec. 19	at UNLV		10	0-1	0-1	0-0	0-1-1	0	0	1	0	0	0
Dec. 21	at Indiana State	*	13	1-3	0-0	2-2	0-2-2	0	0	1	0	0	4
Dec. 29	Western Kentucky		1	0-0	0-0	0-0	0-0-0	0	0	0	0	0	0
Dec. 31	Arkansas State		4	1-1	0-0	0-0	0-0-0	0	1	0	0	0	2
Jan. 5	at Florida Atlantic												
Jan. 7	at FIU												
Jan. 12	UALR												
Jan. 14	North Texas												
Jan. 19	Denver												
Jan. 21	at Troy												
Jan. 28	UL-Lafayette												
Feb. 2	at Arkansas State												
Feb. 4	at UALR												
Feb. 11	South Alabama												
Feb. 16	at North Texas												
Feb. 18	at Denver												
Feb. 23	Middle Tennessee												
Feb. 25	at UL-Lafayette												

HANSBERRY'S CAREER STATISTICS

YEAR	GP-GS	MIN/AVG	FG-A	PCT	3FG-A	PCT	FT-A	PCT	OFF-DEF-TOT	AVG	PF-FO	AST	TO	BLK	STL	PTS	AVG
2010-11	26-7	451/17.3	36-103	.350	8-34	.235	21-30	.700	5-30-35	1.3	36-0	45	38	0	11	101	3.9
2011-12	15-5	255/17.0	27-73	.370	2-18	.111	15-23	.652	6-22-28	1.9	16-0	21	12	1	8	71	4.7
TOTAL	41-12	706/17.2	63-176	.358	10-52	.192	36-53	.679	11-52-63	1.5	52-0	66	50	1	19	172	4.2



4 R.J. McCRAY

Sophomore • Guard • 6-2 • 180
Arlington, Texas • Grace Prep Academy

2011-12

- Played in a season-high 23 minutes at Tennessee (Nov. 16), scoring five points and recording two blocks.
- Made his first start of the season at Southeastern La. (Nov. 19), scoring five points on 2-of-5 shooting.
- Had three assists at Mississippi State (Nov. 21).
- Tied his career high with four assists at Nicholls State (Nov. 28).
- Made his second start of the season against Western Kentucky (Dec. 29), scoring a season-best seven points in a career-high 43 minutes.

2010-11

- Appeared in 23 games, making three starts.
- Averaged 3.0 points and 0.9 rebounds per game.
- Came on strong, averaging 7.0 points over the final six games.
- Shot 41.8 percent from the field (23-of-58), 36.8 percent from 3-point range (7-of-19) and 59.3 percent from the free-throw line (16-of-27).
- Scored in double figures three times
- Had a season-best 12 points, including a pair of 3-pointers, against Arkansas State (Feb. 10).
- Tied his season high with 12 points against Western Kentucky (March 5) in the Sun Belt Tournament.

SEASON/CAREER HIGHS**Points**

Season: 7, vs. Western Kentucky (12/29/11)
Career: 12 (twice)

Field Goals

Season: 3, at Ole Miss (11/11/11)
Career: 4, vs. Arkansas State (2/10/11)

Field Goal Attempts

Season: 5, vs. Western Kentucky (12/29/11)
Career: 8, vs. UL-Lafayette (2/26/11)

3-Point Field Goals

Season: 1, at Southeastern La. (11/19/11)
Career: 2 (three times)

3-Point Attempts

Season: 4, at Southeastern La. (11/19/11)
Career: 5, vs. UL-Lafayette (2/26/11)

Free Throws

Season: 3, vs. Western Kentucky (12/29/11)
Career: 4 (twice)

Free Throw Attempts

Season: 4, vs. Western Kentucky (12/29/11)
Career: 5, vs. Western Kentucky (3/5/11)

Rebounds

Season: 6, at Indiana State (12/21/11)
Career: 6, at Indiana State (12/21/11)

Offensive Rebounds

Season: 1 (twice)
Career: 1 (eight times)

Defensive Rebounds

Season: 6, at Indiana State (12/21/11)
Career: 6, at Indiana State (12/21/11)

Assists

Season: 4, at Nicholls State (11/28/11)
Career: 4 (twice)

Turnovers

Season: 4 (twice)
Career: 4 (twice)

Blocks

Season: 2, at Tennessee (11/16/11)
Career: 2, at Tennessee (11/16/11)

Steals

Season: 4, vs. Western Kentucky (12/29/11)
Career: 4, vs. Western Kentucky (12/29/11)

Minutes

Season: 43, vs. Western Kentucky (12/29/11)
Career: 43, vs. Western Kentucky (12/29/11)

MISCELLANEOUS STATS

	11-12	Career
Double-figure Points:	0	3
Double-figure Rebounds:	0	0
20-Plus Points	0	0
30-Plus Points	0	0
Led Team in Scoring:	0	0
Led Team in Rebounding	1	1
Led Team in Assists	1	3
Led Team in Blocks	1	4
Led Team in Steals	2	3
Double-Doubles:	0	0

2011-12 SEASON GAME-BY-GAME

Date	Opponent	gs	min	fg-a	3fg-a	ft-a	o-d-t	pf	a	to	blk	stl	pts
Nov. 11	at Ole Miss		17	3-3	0-0	0-2	1-3-4	1	0	2	0	0	6
Nov. 14	Indiana State		18	2-4	0-0	0-0	1-2-3	0	0	0	0	0	4
Nov. 16	at Tennessee		23	2-3	0-0	1-2	0-0-0	1	1	4	2	1	5
Nov. 19	at Southeastern Louisiana	*	13	2-5	1-4	0-0	0-0-0	1	1	0	0	0	5
Nov. 21	at Mississippi State		22	1-2	0-0	0-0	0-2-2	1	3	2	0	2	2
Nov. 26	Harding		16	1-2	0-0	0-0	0-0-0	0	0	0	0	0	2
Nov. 28	at Nicholls State		15	1-1	0-0	0-0	0-0-0	0	4	0	0	0	2
Dec. 3	Louisiana Tech		2	0-0	0-0	0-0	0-0-0	0	0	1	0	0	0
Dec. 10	at Texas A&M		2	0-0	0-0	0-0	0-1-1	0	0	1	0	0	0
Dec. 12	Nicholls State		22	2-5	0-1	2-3	0-3-3	4	2	0	0	0	6
Dec. 15	Northwestern State		19	0-1	0-0	0-0	1-3-4	0	2	1	0	1	0
Dec. 19	at UNLV		Did Not Play										
Dec. 21	at Indiana State		34	0-2	0-0	2-2	0-6-6	1	2	3	0	2	2
Dec. 29	Western Kentucky	*	43	2-5	0-1	3-4	0-2-2	1	0	4	0	4	7
Dec. 31	Arkansas State	*	14	2-4	0-0	1-2	0-0-0	3	1	0	0	0	5
Jan. 5	at Florida Atlantic												
Jan. 7	at FIU												
Jan. 12	UALR												
Jan. 14	North Texas												
Jan. 19	Denver												
Jan. 21	at Troy												
Jan. 28	UL-Lafayette												
Feb. 2	at Arkansas State												
Feb. 4	at UALR												
Feb. 11	South Alabama												
Feb. 16	at North Texas												
Feb. 18	at Denver												
Feb. 23	Middle Tennessee												
Feb. 25	at UL-Lafayette												

MCCRAY'S CAREER STATISTICS

YEAR	GP-GS	MIN/AVG	FG-A	PCT	3FG-A	PCT	FT-A	PCT	OFF-DEF-TOT	AVG	PF-FO	AST	TO	BLK	STL	PTS	AVG
2010-11	23-3	322/14.0	23-55	.418	7-19	.368	16-27	.593	6-14-20	0.9	14-0	14	13	3	6	69	3.0
2011-12	14-3	260/18.6	18-37	.486	1-6	.167	9-15	.600	3-22-25	1.8	13-0	16	18	2	10	46	3.3
TOTAL	37-6	582/15.7	41-92	.446	8-25	.320	25-42	.595	9-36-45	1.2	27-0	30	31	5	16	115	3.1



5 CHRISTIAN BIBI NDONGO

Senior • Forward • 6-8 • 195
Yaounde, Cameroon • John Wood CC

2011-12

- Played in a career-high 28 minutes against Arkansas State (Dec. 31).
- Had two blocks against Indiana State.
- Tallied five points and a career-high four blocks in a career-high 25 minutes against Harding (Nov. 26).
- Scored a career-high 10 points and tied his career high with five rebounds against Louisiana Tech (Dec. 3).

2010-11

- Appeared in 23 games, all off the bench.
- Averaged 1.7 points and 1.4 rebounds in 8.6 minutes per game.
- Had career highs in points (9), field goals (3) and 3-pointers (1) against Arkansas State (Feb. 10).
- Pulled down a season-high five rebounds twice.
- Led the team in blocked shots seven times.
- Appeared in 11 of 16 conference games.
- Upped his scoring average to 2.3 points per game in conference play.

SEASON/CAREER HIGHS**Points**

Season: 10, vs. Louisiana Tech (12/3/11)
Career: 10, vs. Louisiana Tech (12/3/11)

Field Goals

Season: 3, vs. Louisiana Tech (12/3/11)
Career: 3 (twice)

Field Goal Attempts

Season: 6, vs. Louisiana Tech (12/3/11)
Career: 6, vs. Louisiana Tech (12/3/11)

3-Point Field Goals

Season: 1 (twice)
Career: 1 (three times)

3-Point Attempts

Season: 2, vs. Harding (11/26/11)
Career: 2, vs. Harding (11/26/11)

Free Throws

Season: 4, vs. Louisiana Tech (12/3/11)
Career: 4, vs. Louisiana Tech (12/3/11)

Free Throw Attempts

Season: 6, at Ole Miss (11/11/11)
Career: 6 (twice)

Rebounds

Season: 5 (three times)
Career: 5 (five times)

Offensive Rebounds

Season: 3, vs. Louisiana Tech (12/3/11)
Career: 3 (twice)

Defensive Rebounds

Season: 4 (twice)
Career: 4 (three times)

Assists

Season: 2 (three times)
Career: 2 (three times)

Turnovers

Season: 2 (twice)
Career: 2 (seven times)

Blocks

Season: 4, vs. Harding (11/26/11)
Career: 4, vs. Harding (11/26/11)

Steals

Season: 1 (six times)
Career: 1 (10 times)

Minutes

Season: 28, vs. Arkansas State (12/31/11)
Career: 28, vs. Arkansas State (12/31/11)

MISCELLANEOUS STATS

	11-12	Career
Double-figure Points:	1	1
Double-figure Rebounds:	0	0
20-Plus Points	0	0
30-Plus Points	0	0
Led Team in Scoring:	0	0
Led Team in Rebounding	0	0
Led Team in Assists	1	1
Led Team in Blocks	8	15
Led Team in Steals	1	1
Double-Doubles:	0	0

2011-12 SEASON GAME-BY-GAME

Date	Opponent	gs	min	fg-a	3fg-a	ft-a	o-d-t	pf	a	to	blk	stl	pts
Nov. 11	at Ole Miss	*	21	1-3	0-0	2-6	1-4-5	2	0	1	0	0	4
Nov. 14	Indiana State		23	0-1	0-0	0-0	0-2-2	0	1	0	2	1	0
Nov. 16	at Tennessee	Did Not Play											
Nov. 19	at Southeastern Louisiana	*	22	2-3	0-0	1-2	0-2-2	3	0	0	1	1	5
Nov. 21	at Mississippi State	Did Not Play											
Nov. 26	Harding		25	1-4	1-2	2-2	1-4-5	4	1	0	4	1	5
Nov. 28	at Nicholls State	*	15	1-1	0-0	2-3	1-1-2	4	0	0	1	0	4
Dec. 3	Louisiana Tech		22	3-6	0-0	4-5	3-2-5	3	0	2	1	0	10
Dec. 10	at Texas A&M	*	19	2-5	0-1	0-0	2-1-3	4	0	0	0	1	4
Dec. 12	Nicholls State	*	7	0-0	0-0	0-0	0-0-0	2	0	1	0	0	0
Dec. 15	Northwestern State	*	26	1-2	0-0	3-5	1-3-4	2	2	0	0	1	5
Dec. 19	at UNLV		13	0-2	0-0	0-0	1-0-1	1	0	0	0	0	0
Dec. 21	at Indiana State		17	1-2	0-0	0-0	3-1-4	1	0	0	2	0	2
Dec. 29	Western Kentucky	*	21	1-3	0-0	1-2	1-3-4	5	2	2	1	0	3
Dec. 31	Arkansas State	*	28	2-3	1-1	1-1	1-3-4	5	2	0	1	1	6
Jan. 5	at Florida Atlantic												
Jan. 7	at FIU												
Jan. 12	UALR												
Jan. 14	North Texas												
Jan. 19	Denver												
Jan. 21	at Troy												
Jan. 28	UL-Lafayette												
Feb. 2	at Arkansas State												
Feb. 4	at UALR												
Feb. 11	South Alabama												
Feb. 16	at North Texas												
Feb. 18	at Denver												
Feb. 23	Middle Tennessee												
Feb. 25	at UL-Lafayette												

BIBI NDONGO'S CAREER STATISTICS

YEAR	GP-GS	MIN/AVG	FG-A	PCT	3FG-A	PCT	FT-A	PCT	OFF-DEF-TOT	AVG	PF-FO	AST	TO	BLK	STL	PTS	AVG
2010-11	23-0	198/8.6	13-32	.406	1-1	1.000	11-16	.688	12-21-33	1.4	20-0	5	15	8	4	38	1.7
2011-12	13-8	259/19.9	15-35	.429	2-4	.500	16-26	.615	15-26-41	3.2	36-2	8	6	13	6	48	3.7
TOTAL	36-8	457/12.7	28-67	.418	3-5	.600	27-42	.643	27-47-74	2.1	56-2	13	21	21	10	86	2.4

**10 TRENT MACKEY**

Freshman • Guard • 6-3 • 180

Tampa, Fla. • Newsome HS

2011-12

- Has made six starts this season.
- Recorded five points, five rebounds and two assists against Ole Miss (Nov. 11) in his first collegiate game.
- Made his first start against Indiana State (Nov. 14), scoring eight points and pulling down two rebounds.
- Had a career-high three assists at Mississippi State (Nov. 21).
- Recorded career highs in points (13) and field goals (5) against Harding (Nov. 26).
- Drained a career-high four 3-pointers against Nicholls State (Nov. 28).
- Tied his career high with 13 points at UNLV (Dec. 19).

2010-11

- Averaged 20.9 points, 3.9 rebounds, 2.8 assists and 1.9 steals per game for Newsome High School.
- Finished second in Florida Athletic Coaches Association District MVP voting.
- Converted 77 of 181 (.425) from 3-point range.
- Finished second in career scoring at Newsome with 1,130 points.
- Holds school records for most 3-pointers made in a season and career at Newsome.
- Coached by his father, Jon Mackey.
- Also played for Florida Elite AAU team, coached by Conrad Foss.

SEASON/CAREER HIGHS**Points**

Season: 13 (twice)
Career: 13 (twice)

Field Goals

Season: 5 (twice)
Career: 5 (twice)

Field Goal Attempts

Season: 9 (twice)
Career: 9 (twice)

3-Point Field Goals

Season: 4, at Nicholls State (11/28/11)
Career: 4, at Nicholls State (11/28/11)

3-Point Attempts

Season: 7, at Nicholls State (11/28/11)
Career: 7, at Nicholls State (11/28/11)

Free Throws

Season: 2 (twice)
Career: 2 (twice)

Free Throw Attempts

Season: 2 (twice)
Career: 2 (three times)

Rebounds

Season: 5, at Ole Miss (11/11/11)
Career: 5, at Ole Miss (11/11/11)

Offensive Rebounds

Season: 1 (three times)
Career: 1 (three times)

Defensive Rebounds

Season: 4, at Ole Miss (11/11/11)
Career: 4, at Ole Miss (11/11/11)

Assists

Season: 4, vs. Louisiana Tech (12/3/11)
Career: 4, vs. Louisiana Tech (12/3/11)

Turnovers

Season: 3 (twice)
Career: 3 (twice)

Blocks

Season: 1, vs. Northwestern State (12/15/11)
Career: 1, vs. Northwestern State (12/15/11)

Steals

Season: 1 (four times)
Career: 1 (four times)

Minutes

Season: 37, at UNLV (12/19/11)
Career: 37, at UNLV (12/19/11)

MISCELLANEOUS STATS

	11-12	Career
Double-figure Points:	3	3
Double-figure Rebounds:	0	0
20-Plus Points	0	0
30-Plus Points	0	0
Led Team in Scoring:	0	0
Led Team in Rebounding	0	0
Led Team in Assists	1	1
Led Team in Blocks	1	1
Led Team in Steals	1	1
Double-Doubles:	0	0

2011-12 SEASON GAME-BY-GAME

Date	Opponent	gs	min	fg-a	3fg-a	ft-a	o-d-t	pf	a	to	blk	stl	pts
Nov. 11	at Ole Miss		22	2-7	1-4	0-0	1-4-5	1	2	1	0	0	5
Nov. 14	Indiana State	*	26	2-4	2-4	2-2	1-1-2	0	0	3	0	0	8
Nov. 16	at Tennessee	*	23	2-2	2-2	0-0	0-1-1	2	1	1	0	1	6
Nov. 19	at Southeastern Louisiana	*	7	1-1	0-0	0-0	0-0-0	1	0	2	0	0	2
Nov. 21	at Mississippi State	*	28	2-6	1-4	0-0	0-3-3	1	3	3	0	0	5
Nov. 26	Harding		27	5-9	3-5	0-0	0-1-1	3	3	1	0	1	13
Nov. 28	at Nicholls State	*	24	4-7	4-7	0-0	0-0-0	2	0	1	0	0	12
Dec. 3	Louisiana Tech	*	27	3-6	1-4	2-2	0-1-1	3	4	1	0	0	9
Dec. 10	at Texas A&M		11	0-3	0-3	0-0	0-0-0	2	0	1	0	0	0
Dec. 12	Nicholls State		28	3-9	2-7	0-0	1-2-3	2	1	0	0	1	8
Dec. 15	Northwestern State		29	3-9	1-3	1-2	0-2-2	5	0	2	1	0	8
Dec. 19	at UNLV	*	37	5-9	3-5	0-0	1-2-3	2	1	2	0	0	13
Dec. 21	at Indiana State	*	23	2-5	2-4	0-0	0-3-3	3	0	0	0	0	6
Dec. 29	Western Kentucky		26	2-4	2-4	0-0	0-1-1	2	1	0	0	0	6
Dec. 31	Arkansas State		8	0-0	0-0	0-0	0-1-1	0	0	1	0	1	0
Jan. 5	at Florida Atlantic												
Jan. 7	at FIU												
Jan. 12	UALR												
Jan. 14	North Texas												
Jan. 19	Denver												
Jan. 21	at Troy												
Jan. 28	UL-Lafayette												
Feb. 2	at Arkansas State												
Feb. 4	at UALR												
Feb. 11	South Alabama												
Feb. 16	at North Texas												
Feb. 18	at Denver												
Feb. 23	Middle Tennessee												
Feb. 25	at UL-Lafayette												

MACKEY'S CAREER STATISTICS

YEAR	GP-GS	MIN/AVG	FG-A	PCT	3FG-A	PCT	FT-A	PCT	OFF-DEF-TOT	AVG	PF-FO	AST	TO	BLK	STL	PTS	AVG
2011-12	15-8	346/23.1	36-81	.444	24-56	.429	5-6	.833	4-22-26	1.7	29-1	16	19	1	4	101	6.7
TOTAL	15-8	346/23.1	36-81	.444	24-56	.429	5-6	.833	4-22-26	1.7	29-1	16	19	1	4	101	6.7



11 CHARLES WINBORNE

Sophomore • Guard • 6-1 • 185
Shreveport, La. • Loyola-Chicago

2011-12

- Made his ULM debut against Ole Miss (Nov. 11), scoring six points and dishing out three assists.
- Tallied 12 points, including four 3-pointers against Indiana State (Nov. 14).
- Scored 15 points on 6-of-12 shooting at Southeastern La. (Nov. 19).
- Had 18 points on 7-of-12 shooting against Harding (Nov. 26).
- Recorded 19 points and a career-high seven rebounds at Nicholls State (Nov. 28).
- Scored a career-high 20 points versus Nicholls State (Dec. 12).
- Has scored in double figures in six of his last nine games.

2010-11

- Sat out last season after transferring from Loyola-Chicago.

SEASON/CAREER HIGHS**Points**

Season: 20, vs. Nicholls State (12/12/11)
Career: 20, vs. Nicholls State (12/12/11)

Field Goals

Season: 7 (twice)
Career: 7 (twice)

Field Goal Attempts

Season: 12 (three times)
Career: 12 (three times)

3-Point Field Goals

Season: 4, vs. Indiana State (11/14/11)
Career: 4, vs. Indiana State (11/14/11)

3-Point Attempts

Season: 6 (twice)
Career: 6 (twice)

Free Throws

Season: 4 (twice)
Career: 4 (twice)

Free Throw Attempts

Season: 6, vs. Louisiana Tech (12/3/11)
Career: 6, vs. Louisiana Tech (12/3/11)

Rebounds

Season: 7, at Nicholls State (11/28/11)
Career: 7, at Nicholls State (11/28/11)

Offensive Rebounds

Season: 1 (five times)
Career: 1 (five times)

Defensive Rebounds

Season: 7, at Nicholls State (11/28/11)
Career: 7, at Nicholls State (11/28/11)

Assists

Season: 5 (twice)
Career: 5 (twice)

Turnovers

Season: 3, at UNLV (12/19/11)
Career: 3, at UNLV (12/19/11)

Blocks

Season: 1, at Ole Miss (11/11/11)
Career: 1, at Ole Miss (11/11/11)

Steals

Season: 2, at UNLV (12/19/11)
Career: 2, at UNLV (12/19/11)

Minutes

Season: 35, at Southeastern La. (11/19/11)
Career: 35, at Southeastern La. (11/19/11)

MISCELLANEOUS STATS

	11-12	Career
Double-figure Points:	8	8
Double-figure Rebounds:	0	0
20-Plus Points	1	1
30-Plus Points	0	0
Led Team in Scoring:	3	3
Led Team in Rebounding	1	1
Led Team in Assists	2	2
Led Team in Blocks	1	1
Led Team in Steals	0	0
Double-Doubles:	0	0

2011-12 SEASON GAME-BY-GAME

Date	Opponent	gs	min	fg-a	3fg-a	ft-a	o-d-t	pf	a	to	blk	stl	pts
Nov. 11	at Ole Miss	*	23	2-6	1-3	1-2	0-2-2	3	3	1	1	0	6
Nov. 14	Indiana State		26	4-7	4-5	0-0	0-0-0	1	1	1	0	0	12
Nov. 16	at Tennessee	*	23	2-6	2-5	0-0	0-2-2	1	5	1	0	0	6
Nov. 19	at Southeastern Louisiana		35	6-12	3-6	0-0	1-2-3	2	3	2	0	1	15
Nov. 21	at Mississippi State	*	25	4-9	1-3	0-0	1-3-4	1	0	2	0	0	9
Nov. 26	Harding	*	30	7-12	3-6	1-1	0-0-0	1	4	1	0	1	18
Nov. 28	at Nicholls State	*	27	6-8	3-5	4-5	0-7-7	1	2	1	0	0	19
Dec. 3	Louisiana Tech	*	33	5-13	1-5	4-6	1-2-3	0	5	1	0	0	15
Dec. 10	at Texas A&M	*	29	1-7	0-4	2-2	0-1-1	1	3	0	0	0	4
Dec. 12	Nicholls State	*	25	7-12	3-5	3-4	1-2-3	2	2	2	0	0	20
Dec. 15	Northwestern State	*	27	5-8	1-1	2-4	0-2-2	1	0	2	0	1	13
Dec. 19	at UNLV	*	27	1-6	0-2	2-2	1-1-2	1	0	3	0	2	4
Dec. 21	at Indiana State	*	6	1-1	0-0	0-0	0-0-0	0	0	1	0	0	2
Dec. 29	Western Kentucky	Did Not Play											
Dec. 31	Arkansas State		18	4-6	3-5	0-0	1-4-5	2	0	2	0	0	11
Jan. 5	at Florida Atlantic												
Jan. 7	at FIU												
Jan. 12	UALR												
Jan. 14	North Texas												
Jan. 19	Denver												
Jan. 21	at Troy												
Jan. 28	UL-Lafayette												
Feb. 2	at Arkansas State												
Feb. 4	at UALR												
Feb. 11	South Alabama												
Feb. 16	at North Texas												
Feb. 18	at Denver												
Feb. 23	Middle Tennessee												
Feb. 25	at UL-Lafayette												

WINBORNE'S CAREER STATISTICS

YEAR	GP-GS	MIN/AVG	FG-A	PCT	3FG-A	PCT	FT-A	PCT	OFF-DEF-TOT	AVG	PF-FO	AST	TO	BLK	STL	PTS	AVG
2009-10	7-0	10/1.4	1-4	.250	1-1	1.000	0-0	.000	0-1-1	0.1	1-0	0	2	0	1	3	0.4
2011-12	14-11	354/25.3	55-113	.487	25-55	.455	19-26	.731	6-28-34	2.4	17-0	28	20	1	5	154	11.0
TOTAL	21-11	364/17.3	56-117	.479	26-56	.464	19-26	.731	6-29-35	1.7	18-0	28	22	1	6	157	7.5

**14 IFE EKE**

Sophomore • Forward • 6-7 • 210

Lagos, Nigeria • Northwest Rankin HS

2011-12

- Will redshirt due to injury.

2010-11

- Appeared in five games, all off the bench.
- Made his collegiate debut against Iowa (Nov. 16) and pulled down a season-best two rebounds.
- Played in a season-high six minutes at Stephen F. Austin (Dec. 29).

SEASON/CAREER HIGHS**Points**

Season:
Career: none

Field Goals

Season:
Career: none

Field Goal Attempts

Season:
Career: 1, at Iowa (11/16/10)

3-Point Field Goals

Season:
Career: none

3-Point Attempts

Season:
Career: none

Free Throws

Season:
Career: none

Free Throw Attempts

Season:
Career: none

Rebounds

Season:
Career: 2, at Iowa (11/16/10)

Offensive Rebounds

Season:
Career: none

Defensive Rebounds

Season:
Career: 2, at Iowa (11/16/10)

Assists

Season:
Career: none

Turnovers

Season:
Career: 1, at Iowa (11/16/10)

Blocks

Season:
Career: none

Steals

Season:
Career: none

Minutes

Season:
Career: 6, at Stephen F. Austin (12/29/10)

MISCELLANEOUS STATS

	11-12	Career
Double-figure Points:	0	0
Double-figure Rebounds:	0	0
20-Plus Points	0	0
30-Plus Points	0	0
Led Team in Scoring:	0	0
Led Team in Rebounding	0	0
Led Team in Assists	0	0
Led Team in Blocks	0	0
Led Team in Steals	0	0
Double-Doubles:	0	0

2011-12 SEASON GAME-BY-GAME

Date	Opponent	gs	min	fg-a	3fg-a	ft-a	o-d-t	pf	a	to	blk	stl	pts
Nov. 11	at Ole Miss		Did Not Play										
Nov. 14	Indiana State		Did Not Play										
Nov. 16	at Tennessee		Did Not Play										
Nov. 19	at Southeastern Louisiana		Did Not Play										
Nov. 21	at Mississippi State		Did Not Play										
Nov. 26	Harding		Did Not Play										
Nov. 28	at Nicholls State		Did Not Play										
Dec. 3	Louisiana Tech		Did Not Play										
Dec. 10	at Texas A&M		Did Not Play										
Dec. 12	Nicholls State		Did Not Play										
Dec. 15	Northwestern State		Did Not Play										
Dec. 19	at UNLV		Did Not Play										
Dec. 21	at Indiana State		Did Not Play										
Dec. 29	Western Kentucky		Did Not Play										
Dec. 31	Arkansas State		Did Not Play										
Jan. 5	at Florida Atlantic												
Jan. 7	at FIU												
Jan. 12	UALR												
Jan. 14	North Texas												
Jan. 19	Denver												
Jan. 21	at Troy												
Jan. 28	UL-Lafayette												
Feb. 2	at Arkansas State												
Feb. 4	at UALR												
Feb. 11	South Alabama												
Feb. 16	at North Texas												
Feb. 18	at Denver												
Feb. 23	Middle Tennessee												
Feb. 25	at UL-Lafayette												

EKE'S CAREER STATISTICS

YEAR	GP-GS	MIN/AVG	FG-A	PCT	3FG-A	PCT	FT-A	PCT	OFF-DEF-TOT	AVG	PF-FO	AST	TO	BLK	STL	PTS	AVG
2010-11	5-0	16/3.2	0-1	.000	0-0	.000	0-0	.000	0-3-3	0.6	0-0	0	1	0	0	0	0.0
TOTAL	5-0	16/3.2	0-1	.000	0-0	.000	0-0	.000	0-3-3	0.6	0-0	0	1	0	0	0	0.0



15 STEVEN McCLELLAN
 Sophomore • Center • 6-7 • 250
 Fresno, Calif. • Edison HS

2011-12

- Made his season debut against Louisiana Tech (Dec. 3), scoring six points and pulling down seven rebounds in 21 minutes.
- Had a career-high three steals at Texas A&M (Dec. 10).
- Pulled down a career-best 11 rebounds against Nicholls State (Dec. 12).
- Came up one rebound short of a double-double with 10 points and nine rebounds in 19 minutes against Northwestern State (Dec. 15).
- Scored a career-high 16 points on 7-of-9 shooting at UNLV (Dec. 19).
- Averaging 9.4 points and 7.3 rebounds in eight games this season.

2010-11

- Appeared in 28 games, making 14 starts as a freshman.
- Averaged 5.1 points and 4.0 rebounds per game.
- Shot 50.9 percent from the field (57-of-112) and 63.6 percent from the free-throw line (28-of-44).
- Scored in double figures on two occasions.
- Averaged 5.0 points and 3.9 rebounds during conference play.
- Made his first start against Stephen F. Austin (Nov. 23), scoring a career-best 13 points.
- Had a season-high nine rebounds at UL-Lafayette (Jan. 22).
- Had 12 points on 4-of-5 shooting against FIU (Jan. 2).

SEASON/CAREER HIGHS**Points**

Season: 16, at UNLV (12/19/11)
 Career: 16, at UNLV (12/19/11)

Field Goals

Season: 7, at UNLV (12/19/11)
 Career: 7, at UNLV (12/19/11)

Field Goal Attempts

Season: 10, vs. Western Kentucky (12/29/11)
 Career: 10, vs. Western Kentucky (12/29/11)

3-Point Field Goals

Season: 1, vs. Arkansas State (12/31/11)
 Career: 1 (three times)

3-Point Attempts

Season: 1, vs. Arkansas State (12/31/11)
 Career: 1 (five times)

Free Throws

Season: 5, vs. Western Kentucky (12/29/11)
 Career: 5, vs. Western Kentucky (12/29/11)

Free Throw Attempts

Season: 5, vs. Western Kentucky (12/29/11)
 Career: 5 (twice)

Rebounds

Season: 11, vs. Nicholls State (12/12/11)
 Career: 11, vs. Nicholls State (12/12/11)

Offensive Rebounds

Season: 6 (twice)
 Career: 6 (three times)

Defensive Rebounds

Season: 6 (twice)
 Career: 6 (three times)

Assists

Season: 2 (twice)
 Career: 2 (four times)

Turnovers

Season: 5, at UNLV (12/19/11)
 Career: 5, at UNLV (12/19/11)

Blocks

Season: 1 (five times)
 Career: 2 (twice)

Steals

Season: 3, at Texas A&M (12/10/11)
 Career: 3, at Texas A&M (12/10/11)

Minutes

Season: 36, vs. Arkansas State (12/31/11)
 Career: 36, vs. Arkansas State (12/31/11)

MISCELLANEOUS STATS

	11-12	Career
Double-figure Points:	3	5
Double-figure Rebounds:	1	1
20-Plus Points	0	0
30-Plus Points	0	0
Led Team in Scoring:	2	2
Led Team in Rebounding	6	14
Led Team in Assists	1	1
Led Team in Blocks	4	11
Led Team in Steals	1	2
Double-Doubles:	0	0

2011-12 SEASON GAME-BY-GAME

Date	Opponent	gs	min	fg-a	3fg-a	ft-a	o-d-t	pf	a	to	blk	stl	pts
Nov. 11	at Ole Miss		Did Not Play										
Nov. 14	Indiana State		Did Not Play										
Nov. 16	at Tennessee		Did Not Play										
Nov. 19	at Southeastern Louisiana		Did Not Play										
Nov. 21	at Mississippi State		Did Not Play										
Nov. 26	Harding		Did Not Play										
Nov. 28	at Nicholls State		Did Not Play										
Dec. 3	Louisiana Tech		21	3-5	0-0	0-0	1-6-7	5	0	2	1	0	6
Dec. 10	at Texas A&M	*	20	2-5	0-0	0-0	0-2-2	5	0	0	0	3	4
Dec. 12	Nicholls State	*	19	2-6	0-0	3-4	6-5-11	2	0	2	1	0	7
Dec. 15	Northwestern State		19	4-7	0-0	2-2	3-6-9	5	2	3	1	1	10
Dec. 19	at UNLV	*	33	7-9	0-0	2-2	4-3-7	4	0	5	0	1	16
Dec. 21	at Indiana State	*	22	4-9	0-0	0-2	2-4-6	5	0	1	1	0	8
Dec. 29	Western Kentucky	*	31	5-10	0-0	5-5	6-2-8	5	0	3	1	1	15
Dec. 31	Arkansas State	*	36	4-4	1-1	0-0	3-5-8	4	2	4	0	1	9
Jan. 5	at Florida Atlantic												
Jan. 7	at FIU												
Jan. 12	UALR												
Jan. 14	North Texas												
Jan. 19	Denver												
Jan. 21	at Troy												
Jan. 28	UL-Lafayette												
Feb. 2	at Arkansas State												
Feb. 4	at UALR												
Feb. 11	South Alabama												
Feb. 16	at North Texas												
Feb. 18	at Denver												
Feb. 23	Middle Tennessee												
Feb. 25	at UL-Lafayette												

McCLELLAN'S CAREER STATISTICS

YEAR	GP-GS	MIN/AVG	FG-A	PCT	3FG-A	PCT	FT-A	PCT	OFF-DEF-TOT	AVG	PF-FO	AST	TO	BLK	STL	PTS	AVG
2010-11	28-14	542/19.4	57-112	.509	2-5	.400	28-44	.636	49-64-113	4.0	82-3	14	23	9	10	144	5.1
2011-12	8-6	201/25.1	31-55	.564	1-1	1.000	12-15	.800	25-33-58	7.3	35-5	4	20	5	7	75	9.4
TOTAL	36-20	743/20.6	88-167	.527	3-6	.500	40-59	.678	74-97-171	4.8	117-8	18	43	14	17	219	6.1



23 REGINALD SMITH

Freshman • Guard • 6-0 • 160
Columbia, La. • Caldwell HS

2011-12

- Joined the team as a walk-on.
- Made his ULM debut at Tennessee (Nov. 16).
- Scored a career-best three points in six minutes against Northwestern State (Dec. 15).

2010-11

- Earned second-team Louisiana 3A All-State honors for Caldwell High School.
- Averaged 22.3 points, eight assists and three rebounds per game.
- Selected to All-Northeast Louisiana team.
- Two-time first-team all-conference selection.

SEASON/CAREER HIGHS**Points**

Season: 3, vs. Northwestern State (12/15/11)
Career: 3, vs. Northwestern State (12/15/11)

Field Goals

Season: 1, vs. Northwestern State (12/15/11)
Career: 1, vs. Northwestern State (12/15/11)

Field Goal Attempts

Season: 2, vs. Northwestern State (12/15/11)
Career: 2, vs. Northwestern State (12/15/11)

3-Point Field Goals

Season: n/a
Career: n/a

3-Point Attempts

Season: n/a
Career: n/a

Free Throws

Season: 1, vs. Northwestern State (12/15/11)
Career: 1, vs. Northwestern State (12/15/11)

Free Throw Attempts

Season: 2, vs. Northwestern State (12/15/11)
Career: 2, vs. Northwestern State (12/15/11)

Rebounds

Season: n/a
Career: n/a

Offensive Rebounds

Season: n/a
Career: n/a

Defensive Rebounds

Season: n/a
Career: n/a

Assists

Season: n/a
Career: n/a

Turnovers

Season: n/a
Career: n/a

Blocks

Season: n/a
Career: n/a

Steals

Season: n/a
Career: n/a

Minutes

Season: 6, vs. Northwestern State (12/15/11)
Career: 6, vs. Northwestern State (12/15/11)

MISCELLANEOUS STATS

	11-12	Career
Double-figure Points:	0	0
Double-figure Rebounds:	0	0
20-Plus Points	0	0
30-Plus Points	0	0
Led Team in Scoring:	0	0
Led Team in Rebounding	0	0
Led Team in Assists	0	0
Led Team in Blocks	0	0
Led Team in Steals	0	0
Double-Doubles:	0	0

2011-12 SEASON GAME-BY-GAME

Date	Opponent	gs	min	fg-a	3fg-a	ft-a	o-d-t	pf	a	to	blk	stl	pts
Nov. 11	at Ole Miss	Did Not Play											
Nov. 14	Indiana State	Did Not Play											
Nov. 16	at Tennessee	2		0-0	0-0	0-0	0-0-0	0	0	0	0	0	0
Nov. 19	at Southeastern Louisiana	Did Not Play											
Nov. 21	at Mississippi State	1		0-0	0-0	0-0	0-0-0	0	0	0	0	0	0
Nov. 26	Harding	Did Not Play											
Nov. 28	at Nicholls State	Did Not Play											
Dec. 3	Louisiana Tech	Did Not Play											
Dec. 10	at Texas A&M	Did Not Play											
Dec. 12	Nicholls State	Did Not Play											
Dec. 15	Northwestern State	6		1-2	0-0	1-2	0-0-0	0	0	0	0	0	3
Dec. 19	at UNLV	Did Not Play											
Dec. 21	at Indiana State	Did Not Play											
Dec. 29	Western Kentucky	Did Not Play											
Dec. 31	Arkansas State	Did Not Play											
Jan. 5	at Florida Atlantic												
Jan. 7	at FIU												
Jan. 12	UALR												
Jan. 14	North Texas												
Jan. 19	Denver												
Jan. 21	at Troy												
Jan. 28	UL-Lafayette												
Feb. 2	at Arkansas State												
Feb. 4	at UALR												
Feb. 11	South Alabama												
Feb. 16	at North Texas												
Feb. 18	at Denver												
Feb. 23	Middle Tennessee												
Feb. 25	at UL-Lafayette												

SMITH'S CAREER STATISTICS

YEAR	GP-GS	MIN/AVG	FG-A	PCT	3FG-A	PCT	FT-A	PCT	OFF-DEF-TOT	AVG	PF-FO	AST	TO	BLK	STL	PTS	AVG
2011-12	3-0	9/3.0	1-2	.500	0-0	.000	1-2	.500	0-0-0	0.0	0-0	0	0	0	0	3	1.0
TOTAL	3-0	9/3.0	1-2	.500	0-0	.000	1-2	.500	0-0-0	0.0	0-0	0	0	0	0	3	1.0



24 HUGH MINGO Senior • Guard • 6-3 • 175 West Monroe, La. • South Plains CC

2011-12

- Attempted a season-high 13 shots against Indiana State (Nov. 14).
- Came off the bench to record 11 points, seven rebounds and four assists at Tennessee (Nov. 16).
- Scored 13 points on 6-of-9 shooting at Nicholls State (Nov. 28). Also had a career-high three offensive rebounds.
- Had 21 points and season highs in rebounds (9) and assists (5) at Texas A&M (Dec. 10).
- Notched a season-high 23 points in a career-high 41 minutes against Western Kentucky (Dec. 29).

2010-11

- Led the team with 30 starts and was the only ULM player to appear in all 31 games.
- Averaged 9.5 points and 4.7 rebounds per game.
- Tied for the team lead with 44 steals.
- Shot 37.6 percent from the field (111-of-295), 29.4 percent from 3-point range (45-of-153) and 66.7 percent from the free-throw line (28-of-42).
- Led the team in scoring on six occasions.
- Scored in double figures in 13 consecutive games early in the season.
- Named Sun Belt Player of the Week (Dec. 13) after scoring a career-high 27 points and swiping a career-high seven steals (third most in school history) against Centenary.
- Had 18 points on 8-of-13 shooting at Louisiana Tech (Dec. 4).
- Post first career double-double (11 points and 10 rebounds) at Arkansas State (Jan. 27).
- Followed up with an 18-point, 10-rebound effort in his next game, against Troy (Jan. 29).

SEASON/CAREER HIGHS

Points

Season: 23, vs. Western Kentucky (12/29/11)
Career: 27, vs. Centenary (12/11/10)

Field Goals

Season: 9 (twice)
Career: 9 (three times)

Field Goal Attempts

Season: 15, vs. Western Kentucky (12/29/11)
Career: 17, vs. Centenary (12/11/10)

3-Point Field Goals

Season: 2 (four times)
Career: 4 (twice)

3-Point Attempts

Season: 5 (twice)
Career: 10 (twice)

Free Throws

Season: 3, vs. Western Kentucky (12/29/11)
Career: 7, vs. Centenary (12/11/10)

Free Throw Attempts

Season: 5, vs. Western Kentucky (12/29/11)
Career: 9, vs. Centenary (12/11/10)

Rebounds

Season: 9, at Texas A&M (12/10/11)
Career: 10 (twice)

Offensive Rebounds

Season: 3, at Nicholls State (11/28/11)
Career: 3, at Nicholls State (11/28/11)

Defensive Rebounds

Season: 7, at Texas A&M (12/10/11)
Career: 9, at Arkansas State (1/27/11)

Assists

Season: 5, at Texas A&M (12/10/11)
Career: 5, at Texas A&M (12/10/11)

Turnovers

Season: 4, vs. Arkansas State (12/31/11)
Career: 5 (twice)

Blocks

Season: 1 (four times)
Career: 2, vs. SE Oklahoma State (11/20/10)

Steals

Season: 2, vs. Western Kentucky (12/29/11)
Career: 7, vs. Centenary (12/11/10)

Minutes

Season: 41, vs. Western Kentucky (12/29/11)
Career: 41, vs. Western Kentucky (12/29/11)

MISCELLANEOUS STATISTICS

	11-12	Career
Double-figure Points:	6	21
Double-figure Rebounds:	0	2
20-Plus Points	2	3
30-Plus Points	0	0
Led Team in Scoring:	2	8
Led Team in Rebounding	3	9
Led Team in Assists	3	8
Led Team in Blocks	2	5
Led Team in Steals	1	13
Double-Doubles:	0	2

2011-12 SEASON GAME-BY-GAME

Date	Opponent	gs	min	fg-a	3fg-a	ft-a	o-d-t	pf	a	to	blk	stl	pts
Nov. 11	at Ole Miss	*	18	1-5	0-2	0-0	0-0-0	4	0	3	1	1	2
Nov. 14	Indiana State	*	28	3-13	0-3	0-0	0-5-5	2	0	3	1	0	6
Nov. 16	at Tennessee		27	5-12	0-2	1-2	1-6-7	2	4	0	1	0	11
Nov. 19	at Southeastern Louisiana	*	17	1-5	0-2	0-0	0-1-1	2	0	0	0	1	2
Nov. 21	at Mississippi State		16	3-6	1-2	2-3	2-3-5	1	1	0	0	0	9
Nov. 26	Harding	*	10	0-2	0-1	0-0	0-1-1	3	0	0	0	0	0
Nov. 28	at Nicholls State		21	6-9	1-2	0-1	3-1-4	2	1	1	0	0	13
Dec. 3	Louisiana Tech		13	0-3	0-0	2-2	1-5-6	1	2	1	0	0	2
Dec. 10	at Texas A&M	*	35	9-12	2-2	1-1	2-7-9	2	5	2	0	1	21
Dec. 12	Nicholls State	*	26	4-10	2-3	1-3	1-6-7	3	0	2	0	0	11
Dec. 15	Northwestern State	*	12	0-2	0-1	2-2	1-1-2	0	0	1	1	0	2
Dec. 19	at UNLV		22	6-9	2-5	1-4	0-3-3	5	0	1	0	0	15
Dec. 21	at Indiana State		29	3-13	0-4	0-2	2-0-2	3	3	3	1	0	6
Dec. 29	Western Kentucky	*	41	9-15	2-5	3-5	1-3-4	4	2	2	0	2	23
Dec. 31	Arkansas State	*	38	4-13	0-3	2-3	0-4-4	2	2	4	0	1	10
Jan. 5	at Florida Atlantic												
Jan. 7	at FIU												
Jan. 12	UALR												
Jan. 14	North Texas												
Jan. 19	Denver												
Jan. 21	at Troy												
Jan. 28	UL-Lafayette												
Feb. 2	at Arkansas State												
Feb. 4	at UALR												
Feb. 11	South Alabama												
Feb. 16	at North Texas												
Feb. 18	at Denver												
Feb. 23	Middle Tennessee												
Feb. 25	at UL-Lafayette												

MINGO'S CAREER STATISTICS

YEAR	GP-GS	MIN/AVG	FG-A	PCT	3FG-A	PCT	FT-A	PCT	OFF-DEF-TOT	AVG	PF-FO	AST	TO	BLK	STL	PTS	AVG
2010-11	31-30	1038/33.5	111-295	.376	45-153	.294	28-42	.667	21-126-147	4.7	83-2	40	60	4	44	295	9.5
2011-12	15-9	353/23.5	54-129	.419	10-37	.270	15-28	.536	14-46-60	4.0	36-1	20	23	5	6	133	8.9
TOTAL	46-39	1391/30.2	165-424	.389	55-190	.289	43-70	.614	35-172-207	4.5	119-3	60	83	9	50	428	9.3



33 D'ANDRE MARTIN

Freshman • Guard • 6-2 • 195
Monroe, La. • Richwood HS

2011-12

- Joined the team as a walk-on.
- Nephew of former ULM basketball player Terry Martin.
- Made his ULM debut at Tennessee (Nov. 16).
- Recorded a steal against Harding (Nov. 26).
- Played a season-high seven minutes against Northwestern State (Dec. 15).

2010-11

- District 2-3A Most Valuable Player for Richwood High School.
- Louisiana Writers Association First-Team All-State selection.
- Selected to All-Northeast Louisiana Team.
- Averaged 22 points, 12 rebounds, four assists and three steals per game.
- Helped Richwood to the Louisiana Class 3A semifinals.

SEASON/CAREER HIGHS**Points**

Season: n/a
Career: n/a

Field Goals

Season: n/a
Career: n/a

Field Goal Attempts

Season: 1 (twice)
Career: 1 (twice)

3-Point Field Goals

Season: n/a
Career: n/a

3-Point Attempts

Season: n/a
Career: n/a

Free Throws

Season: n/a
Career: n/a

Free Throw Attempts

Season: n/a
Career: n/a

Rebounds

Season: n/a
Career: n/a

Offensive Rebounds

Season: n/a
Career: n/a

Defensive Rebounds

Season: n/a
Career: n/a

Assists

Season: n/a
Career: n/a

Turnovers

Season: 2, at Tennessee (11/16/11)
Career: 2, at Tennessee (11/16/11)

Blocks

Season: n/a
Career: n/a

Steals

Season: 1, vs. Harding (11/26/11)
Career: 1, vs. Harding (11/26/11)

Minutes

Season: 3, vs. Harding (11/26/11)
Career: 3, vs. Harding (11/26/11)

MISCELLANEOUS STATS

	11-12	Career
Double-figure Points:	0	0
Double-figure Rebounds:	0	0
20-Plus Points	0	0
30-Plus Points	0	0
Led Team in Scoring:	0	0
Led Team in Rebounding	0	0
Led Team in Assists	0	0
Led Team in Blocks	0	0
Led Team in Steals	0	0
Double-Doubles:	0	0

2011-12 SEASON GAME-BY-GAME

Date	Opponent	gs	min	fg-a	3fg-a	ft-a	o-d-t	pf	a	to	blk	stl	pts
Nov. 11	at Ole Miss	Did Not Play											
Nov. 14	Indiana State	Did Not Play											
Nov. 16	at Tennessee		2	0-0	0-0	0-0	0-0-0	0	0	2	0	0	0
Nov. 19	at Southeastern Louisiana	Did Not Play											
Nov. 21	at Mississippi State		1	0-1	0-0	0-0	0-0-0	0	0	0	0	0	0
Nov. 26	Harding		3	0-1	0-0	0-0	0-0-0	1	0	1	0	1	0
Nov. 28	at Nicholls State	Did Not Play											
Dec. 3	Louisiana Tech	Did Not Play											
Dec. 10	at Texas A&M	Did Not Play											
Dec. 12	Nicholls State	Did Not Play											
Dec. 15	Northwestern State		7	0-2	0-0	0-1	0-0-0	0	0	0	0	0	0
Dec. 19	at UNLV	Did Not Play											
Dec. 21	at Indiana State	Did Not Play											
Dec. 29	Western Kentucky	Did Not Play											
Dec. 31	Arkansas State	Did Not Play											
Jan. 5	at Florida Atlantic												
Jan. 7	at FIU												
Jan. 12	UALR												
Jan. 14	North Texas												
Jan. 19	Denver												
Jan. 21	at Troy												
Jan. 28	UL-Lafayette												
Feb. 2	at Arkansas State												
Feb. 4	at UALR												
Feb. 11	South Alabama												
Feb. 16	at North Texas												
Feb. 18	at Denver												
Feb. 23	Middle Tennessee												
Feb. 25	at UL-Lafayette												

MARTIN'S CAREER STATISTICS

YEAR	GP-GS	MIN/AVG	FG-A	PCT	3FG-A	PCT	FT-A	PCT	OFF-DEF-TOT	AVG	PF-FO	AST	TO	BLK	STL	PTS	AVG
2011-12	4-0	13/3.3	0-4	.000	0-0	.000	0-1	.000	0-0-0	0.0	1-0	0	3	0	1	0	0.0
TOTAL	4-0	13/3.3	0-4	.000	0-0	.000	0-1	.000	0-0-0	0.0	1-0	0	3	0	1	0	0.0



35 TREY LINDSEY

Freshman • Forward • 6-6 • 205
Austin, Texas • Bowie HS

2011-12

- Made his collegiate debut against Ole Miss (Nov. 11), scoring three points and pulling down four rebounds. Also Played in a team-high 30 minute.
- Made his first start against Indiana State (Nov. 14). Pulled down six rebounds in just 18 minutes of action.
- Had career highs in points (6) and 3-pointers (2) at Texas A&M (Dec. 10).
- Led the team with four assists against Nicholls State (Dec. 12).

HIGH SCHOOL

- Averaged 14 points, five rebounds and four assists as a senior for Bowie High School.
- Two-time second-team all-district selection.
- Helped Bowie to district championships in 2008 and 2010.

SEASON/CAREER HIGHS**Points**

Season: 6, at Texas A&M (12/10/11)
Career: 6, at Texas A&M (12/10/11)

Field Goals

Season: 2 (three times)
Career: 2 (three times)

Field Goal Attempts

Season: 4 (twice)
Career: 4 (twice)

3-Point Field Goals

Season: 2, at Texas A&M (12/10/11)
Career: 2, at Texas A&M (12/10/11)

3-Point Attempts

Season: 4, at Texas A&M (12/10/11)
Career: 4, at Texas A&M (12/10/11)

Free Throws

Season: 3, vs. Northwestern State (12/15/11)
Career: 3, vs. Northwestern State (12/15/11)

Free Throw Attempts

Season: 3, vs. Northwestern State (12/15/11)
Career: 3, vs. Northwestern State (12/15/11)

Rebounds

Season: 6, vs. Indiana State (11/14/11)
Career: 6, vs. Indiana State (11/14/11)

Offensive Rebounds

Season: 1 (three times)
Career: 1 (three times)

Defensive Rebounds

Season: 5, vs. Indiana State (11/14/11)
Career: 5, vs. Indiana State (11/14/11)

Assists

Season: 4, vs. Nicholls State (12/12/11)
Career: 4, vs. Nicholls State (12/12/11)

Turnovers

Season: 2 (three times)
Career: 2 (three times)

Blocks

Season: n/a
Career: n/a

Steals

Season: 2, vs. Northwestern State (12/15/11)
Career: 2, vs. Northwestern State (12/15/11)

Minutes

Season: 30, at Ole Miss (11/11/11)
Career: 30, at Ole Miss (11/11/11)

MISCELLANEOUS STATS

	11-12	Career
Double-figure Points:	0	0
Double-figure Rebounds:	0	0
20-Plus Points	0	0
30-Plus Points	0	0
Led Team in Scoring:	0	0
Led Team in Rebounding	0	0
Led Team in Assists	1	1
Led Team in Blocks	0	0
Led Team in Steals	3	3
Double-Doubles:	0	0

2011-12 SEASON GAME-BY-GAME

Date	Opponent	gs	min	fg-a	3fg-a	ft-a	o-d-t	pf	a	to	blk	stl	pts
Nov. 11	at Ole Miss		30	1-4	0-3	1-2	0-4-4	3	0	1	0	1	3
Nov. 14	Indiana State	*	18	1-1	1-1	0-0	1-5-6	5	2	0	0	0	3
Nov. 16	at Tennessee	*	20	1-3	0-1	2-2	0-4-4	5	0	1	0	1	4
Nov. 19	at Southeastern Louisiana		21	0-3	0-1	2-2	1-3-4	1	0	0	0	0	2
Nov. 21	at Mississippi State		16	1-1	0-0	0-0	0-1-1	2	2	0	0	1	2
Nov. 26	Harding		15	1-1	1-1	0-0	0-2-2	4	1	2	0	1	3
Nov. 28	at Nicholls State	*	20	1-2	0-1	0-0	1-2-3	3	3	1	0	0	2
Dec. 3	Louisiana Tech	*	21	2-3	0-0	0-0	0-0-0	1	0	2	0	0	4
Dec. 10	at Texas A&M		21	2-4	2-4	0-0	0-0-0	4	0	0	0	0	6
Dec. 12	Nicholls State		21	2-5	0-1	1-2	2-0-2	5	4	2	0	1	5
Dec. 15	Northwestern State		13	1-2	0-1	3-3	0-2-2	5	1	1	0	2	5
Dec. 19	at UNLV	*	28	1-5	1-1	0-0	2-1-3	4	3	0	0	0	3
Dec. 21	at Indiana State	*	23	0-2	0-1	0-0	0-1-1	4	0	1	0	0	0
Dec. 29	Western Kentucky		10	1-3	0-0	0-0	0-1-1	1	1	1	0	0	2
Dec. 31	Arkansas State		7	0-0	0-0	0-0	0-0-0	2	0	0	0	0	0
Jan. 5	at Florida Atlantic												
Jan. 7	at FIU												
Jan. 12	UALR												
Jan. 14	North Texas												
Jan. 19	Denver												
Jan. 21	at Troy												
Jan. 28	UL-Lafayette												
Feb. 2	at Arkansas State												
Feb. 4	at UALR												
Feb. 11	South Alabama												
Feb. 16	at North Texas												
Feb. 18	at Denver												
Feb. 23	Middle Tennessee												
Feb. 25	at UL-Lafayette												

LINDSEY'S CAREER STATISTICS

YEAR	GP-GS	MIN/AVG	FG-A	PCT	3FG-A	PCT	FT-A	PCT	OFF-DEF-TOT	AVG	PF-FO	AST	TO	BLK	STL	PTS	AVG
2011-12	15-6	284/18.9	15-39	.385	5-16	.313	9-11	.818	7-26-33	2.2	49-4	17	12	0	7	44	2.9
TOTAL	15-6	284/18.9	15-39	.385	5-16	.313	9-11	.818	7-26-33	2.2	49-4	17	12	0	7	44	2.9



41 FABIO RIBEIRO

Senior • Center • 6-10 • 250
Caetonopolis, Brazil • New Mexico JC

2011-12

- Had eight points and seven rebounds against Tennessee (Nov. 16).
- Recorded a season-best 10 points and seven rebounds at Nicholls State (Nov. 28).
- Had a season-high eight rebounds in just 16 minutes against Louisiana Tech (Dec. 3).
- Pulled down a career-best five offensive rebounds at Texas A&M (Dec. 10).

2010-11

- Appeared in 29 games, making 12 starts.
- Averaged 3.3 points and 2.5 rebounds per game.
- Shot 46.4 percent from the field (39-of-84) and 48.6 percent from the free-throw line (17-of-35).
- Had a career-best 15 points on 6-of-9 shooting at UTEP (Dec. 15).
- Grabbed a career-high 10 rebounds in the season opener at Texas Tech (Nov. 12).
- Played a career-high 34 minutes against Illinois State (Nov. 27), recording a career-best two blocks.

SEASON/CAREER HIGHS

Points

Season: 8, at Tennessee (11/16/11)
Career: 15, at UTEP (12/15/10)

Field Goals

Season: 4, at Tennessee (11/16/11)
Career: 6, at UTEP (12/15/10)

Field Goal Attempts

Season: 11, at Tennessee (11/16/11)
Career: 11, at Tennessee (11/16/11)

3-Point Field Goals

Season: n/a
Career: 1, at North Texas (2/19/11)

3-Point Attempts

Season: n/a
Career: 2, at North Texas (2/19/11)

Free Throws

Season: 4, at Nicholls State (11/28/11)
Career: 4, at Nicholls State (11/28/11)

Free Throw Attempts

Season: 7, at Nicholls State (11/28/11)
Career: 7, at Nicholls State (11/28/11)

Rebounds

Season: 8, vs. Louisiana Tech (12/3/11)
Career: 10, at Texas Tech (11/12/10)

Offensive Rebounds

Season: 5, at Texas A&M (12/10/11)
Career: 5, at Texas A&M (12/10/11)

Defensive Rebounds

Season: 7, at Tennessee (11/16/11)
Career: 8, at Texas Tech (11/12/10)

Assists

Season: 1 (four times)
Career: 2 (twice)

Turnovers

Season: 5, at Ole Miss (11/11/11)
Career: 5, at Ole Miss (11/11/11)

Blocks

Season: 1 (three times)
Career: 2, at Illinois State (11/27/10)

Steals

Season: 1 (three times)
Career: 2, vs. UALR (2/12/11)

Minutes

Season: 33, at Tennessee (11/16/11)
Career: 34, at Illinois State (11/27/10)

MISCELLANEOUS STATS

	11-12	Career
Double-figure Points:	1	2
Double-figure Rebounds:	0	1
20-Plus Points	0	0
30-Plus Points	0	0
Led Team in Scoring:	0	1
Led Team in Rebounding	5	7
Led Team in Assists	0	1
Led Team in Blocks	1	4
Led Team in Steals	1	2
Double-Doubles:	0	0

2011-12 SEASON GAME-BY-GAME

Date	Opponent	gs	min	fg-a	3fg-a	ft-a	o-d-t	pf	a	to	blk	stl	pts
Nov. 11	at Ole Miss	*	29	2-7	0-0	1-2	0-6-6	4	1	5	0	0	5
Nov. 14	Indiana State	*	21	3-10	0-0	0-0	2-2-4	2	1	3	0	0	6
Nov. 16	at Tennessee	*	33	4-11	0-0	0-0	0-7-7	3	0	0	1	1	8
Nov. 19	at Southeastern Louisiana		20	1-1	0-0	0-0	0-3-3	1	0	1	0	1	2
Nov. 21	at Mississippi State	*	24	1-1	0-0	0-0	1-4-5	2	0	3	1	0	2
Nov. 26	Harding	*	14	2-6	0-0	0-0	1-3-4	2	0	1	0	0	4
Nov. 28	at Nicholls State		25	3-5	0-0	4-7	2-5-7	3	1	1	0	1	10
Dec. 3	Louisiana Tech	*	16	1-2	0-0	0-0	2-6-8	1	0	0	0	0	2
Dec. 10	at Texas A&M		20	2-6	0-0	2-2	5-2-7	1	1	2	1	0	6
Dec. 12	Nicholls State		11	1-4	0-0	0-0	2-0-2	0	0	0	0	0	2
Dec. 15	Northwestern State	*	6	0-0	0-0	0-0	0-1-1	1	0	2	0	0	0
Dec. 19	at UNLV		0+	0-0	0-0	0-0	0-0-0	0	0	1	0	0	0
Dec. 21	at Indiana State		6	0-1	0-0	0-0	0-0-0	1	0	1	0	1	0
Dec. 29	Western Kentucky		8	1-1	0-0	0-1	0-2-2	0	0	1	0	0	2
Dec. 31	Arkansas State		11	0-3	0-0	0-0	0-1-1	1	0	0	1	0	0
Jan. 5	at Florida Atlantic												
Jan. 7	at FIU												
Jan. 12	UALR												
Jan. 14	North Texas												
Jan. 19	Denver												
Jan. 21	at Troy												
Jan. 28	UL-Lafayette												
Feb. 2	at Arkansas State												
Feb. 4	at UALR												
Feb. 11	South Alabama												
Feb. 16	at North Texas												
Feb. 18	at Denver												
Feb. 23	Middle Tennessee												
Feb. 25	at UL-Lafayette												

RIBEIRO'S CAREER STATISTICS

YEAR	GP-GS	MIN/AVG	FG-A	PCT	3FG-A	PCT	FT-A	PCT	OFF-DEF-TOT	AVG	PF-FO	AST	TO	BLK	STL	PTS	AVG
2009-10	6-1	50/8.3	3-7	.429	0-0	.000	0-0	.000	4-5-9	1.5	9-0	0	2	1	0	6	1.0
2010-11	29-12	517/17.8	39-84	.464	1-2	.500	17-35	.486	29-44-73	2.5	67-2	7	33	6	7	96	3.3
2011-12	15-7	244/16.3	21-58	.362	0-0	.000	7-12	.583	15-42-57	3.8	22-0	4	21	4	4	49	3.3
TOTAL	50-20	811/16.2	63-149	.423	1-2	.500	24-47	.511	48-91-139	2.8	98-2	11	56	11	11	151	3.0



55 FRED BROWN
Senior • Guard • 6-2 • 190
West Palm Beach, Fla. • Kansas State

2011-12

- Preseason Third-Team All-Sun Belt selection.
- Had no turnovers for just the second time in his ULM career against Indiana State (Nov. 14).
- Recorded a game-high 18 points, including four 3-pointers at Tennessee (Nov. 16).
- Dished out a season-best six assists at Southeastern Louisiana (Nov. 19).
- Scored a season-high 21 points on 7-of-12 shooting at Mississippi State (Nov. 21).
- Tied his season high with six assists and tied his career high with four steals at UNLV (Dec. 19).
- Scored 13 points in a career-high 44 minutes against Western Kentucky (Dec. 29).
- Recorded his second 20-point game of the season with 20 points against Arkansas State (Dec. 31).

2010-11

- Third-Team All-Louisiana selection.
- Made starts in 28 of the 29 games he played.
- Averaged a team-high 13.8 points per game.
- Finished the season ranked fifth in the Sun Belt Conference in 3-point makes per game (2.1) and 10th in the conference in scoring.
- Shot 38.6 percent from the field (149-of-386), 37.5 percent from 3-point range (60-of-160) and 77.4 percent from the free-throw line (41-of-53).
- Scored 20 points or more five times and led the team in scoring 10 times.
- Knocked in four or more 3-pointers in seven different games.
- Upped his scoring average to 14.7 points per game in conference play.
- Had a season-high 25 points, including seven 3-pointers in the season opener at Texas Tech (Nov. 12).
- Also had 25 points in a 67-65 victory at South Alabama (Jan. 15).

SEASON/CAREER HIGHS**Points**

Season: 21, at Mississippi State (11/21/11)
Career: 26, vs. Chicago State (1/5/09)

Field Goals

Season: 8 (twice)
Career: 9 (three times)

Field Goal Attempts

Season: 18, at Southeastern La. (11/19/11)
Career: 28, at Louisiana Tech (12/4/10)

3-Point Field Goals

Season: 4 (twice)
Career: 7, at Texas Tech (11/12/10)

3-Point Attempts

Season: 8, at Tennessee (11/16/11)
Career: 13, at Louisiana Tech (12/4/10)

Free Throws

Season: 6, at UNLV (12/19/11)
Career: 6 (four times)

Free Throw Attempts

Season: 7, vs. Indiana State (11/14/11)
Career: 8, vs. Chicago State (1/5/09)

Rebounds

Season: 7, vs. Indiana State (11/14/11)
Career: 7 (twice)

Offensive Rebounds

Season: 2 (three times)
Career: 4 (four times)

Defensive Rebounds

Season: 7, vs. Indiana State (11/14/11)
Career: 7, vs. Indiana State (11/14/11)

Assists

Season: 6 (twice)
Career: 7, at Louisiana Tech (12/4/10)

Turnovers

Season: 5 (three times)
Career: 7 (twice)

Blocks

Season: 1, vs. Western Kentucky (12/29/11)
Career: 1 (nine times)

Steals

Season: 4, at UNLV (12/19/11)
Career: 4 (three times)

Minutes

Season: 44, vs. Western Kentucky (12/29/11)
Career: 44, vs. Western Kentucky (12/29/11)

MISCELLANEOUS STATS

	11-12	Career
Double-figure Points:	11	46
Double-figure Rebounds:	0	0
20-Plus Points	2	10
30-Plus Points	0	0
Led Team in Scoring:	8	18
Led Team in Rebounding	1	1
Led Team in Assists	6	19
Led Team in Blocks	1	4
Led Team in Steals	7	19
Double-Doubles:	0	0

2011-12 SEASON GAME-BY-GAME

Date	Opponent	gs	min	fg-a	3fg-a	ft-a	o-d-t	pf	a	to	blk	stl	pts
Nov. 11	at Ole Miss	*	25	2-12	1-3	2-4	1-0-1	1	1	1	0	1	7
Nov. 14	Indiana State	*	30	4-13	2-4	5-7	0-7-7	3	5	0	0	0	15
Nov. 16	at Tennessee	*	28	6-14	4-8	2-2	0-1-1	4	2	2	0	2	18
Nov. 19	at Southeastern Louisiana	*	40	8-18	0-4	0-0	1-2-3	0	6	3	0	3	16
Nov. 21	at Mississippi State	*	34	7-12	3-5	4-4	1-1-2	0	2	3	0	2	21
Nov. 26	Harding	*	27	7-14	3-6	0-0	0-1-1	0	1	1	0	1	17
Nov. 28	at Nicholls State		29	5-10	3-5	2-2	2-1-3	2	3	2	0	1	15
Dec. 3	Louisiana Tech		26	4-10	4-6	5-6	2-3-5	5	2	5	0	1	17
Dec. 10	at Texas A&M	*	33	3-13	1-9	0-0	0-0-0	1	1	5	0	1	7
Dec. 12	Nicholls State	*	9	2-6	1-3	0-0	2-1-3	0	0	2	0	0	5
Dec. 15	Northwestern State	*	29	5-10	0-2	4-4	0-0-0	4	4	3	0	1	14
Dec. 19	at UNLV	*	30	3-10	0-2	6-6	0-3-3	1	6	5	0	4	12
Dec. 21	at Indiana State		27	2-7	1-5	0-0	0-2-2	1	0	1	0	1	5
Dec. 29	Western Kentucky	*	44	5-15	1-6	2-2	2-2-4	5	5	3	1	2	13
Dec. 31	Arkansas State	*	36	8-16	3-7	1-1	0-1-1	0	2	2	0	2	20
Jan. 5	at Florida Atlantic												
Jan. 7	at FIU												
Jan. 12	UALR												
Jan. 14	North Texas												
Jan. 19	Denver												
Jan. 21	at Troy												
Jan. 28	UL-Lafayette												
Feb. 2	at Arkansas State												
Feb. 4	at UALR												
Feb. 11	South Alabama												
Feb. 16	at North Texas												
Feb. 18	at Denver												
Feb. 23	Middle Tennessee												
Feb. 25	at UL-Lafayette												

BROWN'S CAREER STATISTICS

YEAR	GP-GS	MIN/AVG	FG-A	PCT	3FG-A	PCT	FT-A	PCT	OFF-DEF-TOT	AVG	PF-FO	AST	TO	BLK	STL	PTS	AVG
2007-08	27-0	248/9.2	39-98	.398	20-53	.377	8-16	.500	12-22-34	1.3	20-0	18	13	3	12	106	3.9
2008-09	34-2	695/20.4	99-235	.421	54-130	.415	22-37	.595	17-38-55	1.6	53-1	45	44	2	23	274	8.1
2010-11	29-28	946/32.6	149-386	.386	60-160	.375	41-53	.774	16-46-62	2.1	63-4	77	95	3	40	399	13.8
2011-12	15-12	447/29.8	71-180	.394	27-75	.360	33-38	.868	11-25-36	2.4	27-2	40	38	1	22	202	13.5
TOTAL	105-42	2336/22.2	358-899	.398	161-418	.385	104-144	.722	56-131-187	1.8	163-7	180	190	9	97	981	9.3



Game 2 • Nov. 14 • Fant-Ewing Coliseum • Monroe, La.			
	INDIANA STATE	71	
	ULM	59	

MONROE, La. - Indiana State closed the game on a 13-5 run to defeat ULM 71-59 Monday night inside Fant-Ewing Coliseum. The game was the first of two this season between the two teams as ULM will make a return trip to Terre Haute, Ind. in December.

The defending Missouri Valley Tournament champions shot 45.0 percent from the field and knocked in eight 3-pointers to move to 2-0 on the season. ULM (0-2) countered by shooting 36.8 percent and going 9-of-19 from 3-point range to show dramatic improvement from Friday's season opener at Ole Miss.

Senior guard Fred Brown had season-highs of 15 points, seven rebounds and five assists to lead ULM, while sophomore guard Charles Winborne chipped in 12 points - all on 3-pointers -- for his first double-digit scoring output with the Warhawks.

The Warhawks were within one at 52-51 with 10:09 to play, but that is as close as they would get. Leading 58-54, Indiana State's Jordan Printy drained a 3-pointer from the right corner to kick-start the 13-5 run with 7:12 left in the game. ISU's Dwayne Lathan, a Chatham, La. product, knocked home a pair of free throws to give the Sycamores their biggest lead of the night (71-57) with 1:28 remaining.

Winborne hit 3-pointers on back-to-back possessions, and senior guard Hugh Mingo added a layup as ULM cut the Indiana State lead to 50-48 with 11:14 remaining. ULM got to within one (52-51) on Winborne's fourth 3-pointer of the night. The Warhawks hit seven of their nine 3-pointers in the second half.

Indiana State hit seven of its first 13 shots, including three 3-pointers, to build an early 17-8 lead. Another 3 by Lucas Eitel gave the Sycamores a 20-10 advantage - its largest lead of the half - with 11:34 before the break. The Sycamores had a 34-26 lead at the break.

Carl Richard led Indiana State with 15 points and 10 rebounds, followed by Jake Odum and Printy with 13 points each. Lathan finished the night with nine points, five rebounds and two assists in his return to Louisiana.

No.	Indiana State	FG	3FG	FT	R	F	TP	A	TO	B	S	MIN
34	Walker, M.	3-7	0-0	0-1	3	0	6	1	1	2	0	28
13	Odum, J.	5-9	0-0	3-4	5	3	13	6	1	1	2	35
15	Richard, C.	6-15	1-3	2-2	10	1	15	0	0	1	3	26
24	Printy, J.	5-11	3-9	0-0	4	1	13	2	0	0	0	32
25	McWhorter, S.	3-5	1-1	2-2	2	3	9	2	0	1	0	30
02	Eitel, L.	2-3	2-2	0-0	3	0	6	1	1	0	0	14
05	Gant, J.	0-1	0-0	0-0	2	1	0	0	1	2	0	9
20	Lathan, D.	3-9	1-5	2-2	5	2	9	2	1	1	1	26
TEAM					2							
TOTALS		27-60	8-20	9-11	36	11	71	14	5	8	6	200
		(.450)	(.400)	(.818)								

No.	ULM	FG	3FG	FT	R	F	TP	A	TO	B	S	MIN
35	Lindsey, T.	1-1	1-1	0-0	6	5	3	2	0	0	0	18
41	Ribeiro, F.	3-10	0-0	0-0	4	2	6	1	3	0	0	21
10	Mackey, T.	2-4	2-4	2-2	2	0	8	0	3	0	0	26
24	Mingo, H.	3-13	0-3	0-0	5	2	6	0	3	1	0	28
55	Brown, F.	4-13	2-4	5-7	7	3	15	5	0	0	0	30
03	Hansberry, M.	2-4	0-2	1-1	0	0	5	0	1	0	0	10
04	McCray, R.	2-4	0-0	0-0	3	0	4	0	0	0	0	18
05	Bibi Ndongo, C.	0-1	0-0	0-0	2	0	0	1	0	2	1	23
11	Winborne, C.	4-7	4-5	0-0	0	1	12	1	1	0	0	26
TEAM					4							
TOTALS		21-57	9-19	8-10	33	13	59	10	11	3	1	200
		(.368)	(.474)	(.800)								

Technical Fouls: None

Officials: Gary Maxwell, Steven Anderson, Tony Henderson

Attendance: 1,236

Score by Half

Indiana State.....	34-37	71
ULM	26-33	59

Game 3 • Nov. 16 • Thompson-Boling Arena • Knoxville, Tenn.			
	ULM	62	
	TENNESSEE	85	

KNOXVILLE, Tenn. - Fred Brown scored a game-high 18 points and the Warhawks led by as many as four in the second half, but it was not enough as Tennessee pulled away for an 85-62 victory Wednesday evening inside Thompson-Boling Arena.

The Volunteers shot 57.1 percent from the field in the second half and outscored the Warhawks by 25 points over the final 13 minutes. Tennessee (2-0) finished with a 34-10 advantage in the paint.

ULM (0-3) had its best shooting effort of the season, finishing at 42.9 percent from the field. The 62 points scored were also a season high. Senior guard Hugh Mingo was the only other ULM player to score in double figures, finishing with 11 points, seven rebounds and four assists. Senior center Fabio Ribeiro scored eight points and had seven rebounds.

ULM led by as many as four points (39-35) early in the second half following 3s from Trent Mackey and Charles Winborne. A jumper from Ribeiro gave ULM its final lead at 48-46 with 13:45 remaining.

Tennessee exploded for a 29-9 run midway through the second half to take a 75-57 advantage with 4:44 remaining in the game. The Vols hit four 3-pointers during that stretch and wore down an undersized ULM team in the paint.

Trae Golden, the reigning SEC Player of the Week, led five Tennessee players in double figures with 17 points and 11 assists. Skylar McBees had 15 points, Cameron Tatum chipped in 13 points and Jeronne Maymon and Josh Richardson each had 11 points.

The Vols scored nine straight points - five from Golden - to take a 55-48 advantage. Richardson added a dunk and a 3-pointer to extend the Tennessee to 62-51 with 9:30 left in the game. Tatum added 3-pointers on back-to-back possessions to build the Vols lead to 75-57.

Tennessee finished with a 46-27 rebounding edge and took advantage of it by outscoring ULM 15-4 on second-chance points.

ULM held Tennessee to 31.3 percent shooting in the first half as the two teams were tied 33-all at halftime. Brown scored 10 points in the half, including a pair of 3-pointers to lead the way for the Warhawks, who shot 46.9 percent.

After falling behind 9-0 to start the game, the Warhawks rallied back with a 16-6 run - capped by a 3-pointer from Brown - to take its first lead of the game with 10:25 remaining before intermission. Neither team led by more than four points the rest of the half.

Mingo hit back-to-back shots to give ULM its largest lead of the half at 33-31 with 1:07 left.

No.	ULM	FG	3FG	FT	R	F	TP	A	TO	B	S	MIN
35	Lindsey, T.	1-3	0-1	2-2	4	5	4	0	1	0	1	20
41	Ribeiro, F.	4-11	0-0	0-0	7	3	8	0	0	1	1	33
10	Mackey, T.	2-2	2-2	0-0	1	2	6	1	1	0	1	23
11	Winborne, C.	2-6	2-5	0-0	2	1	6	5	1	0	0	23
55	Brown, F.	6-14	4-8	2-2	1	4	18	2	2	0	2	28
03	Hansberry, M.	2-5	0-1	0-0	2	1	4	2	0	0	0	19
04	McCray, R.	2-3	0-0	1-2	0	1	5	1	4	2	1	23
24	Smith, R.	0-0	0-0	0-0	0	0	0	0	0	0	0	2
24	Mingo, H.	5-12	0-2	1-2	7	2	11	4	0	1	0	27
33	Martin, D.	0-0	0-0	0-0	0	0	0	0	2	0	0	2
TEAM					3							
TOTALS		24-56	8-19	6-8	27	19	62	15	11	4	6	200
		(.429)	(.421)	(.750)								

No.	Tennessee	FG	3FG	FT	R	F	TP	A	TO	B	S	MIN
20	Hall, K.	1-5	0-0	0-0	5	1	2	1	3	2	0	17
34	Maymon, J.	5-6	0-0	1-3	11	0	11	1	2	0	0	23
52	McRae, J.	3-9	1-5	2-2	1	1	9	1	3	2	0	17
11	Golden, T.	5-11	1-4	6-7	3	2	17	11	3	0	0	31
23	Tatum, C.	4-10	3-6	2-3	4	1	13	2	0	0	2	31
01	Richardson, J.	4-7	1-3	2-2	2	1	11	2	0	0	2	18
02	Campbell, G.	0-0	0-0	0-0	0	0	0	0	0	0	0	1
03	Woolridge, R.	0-4	0-2	0-0	5	0	0	0	0	1	0	15
13	McBees, S.	5-11	5-9	0-0	3	2	15	2	0	0	2	30
24	Lopez, B.	0-0	0-0	0-0	0	0	0	0	0	0	0	2
25	Miller, D.	3-4	0-0	1-3	6	3	7	0	0	0	1	15
TEAM					6							
TOTALS		30-67	11-29	14-20	46	11	85	20	11	5	7	200
		(.448)	(.379)	(.700)								

Technical Fouls: None

Officials: Tony Greene, Mike Nance, Chuck Jones

Attendance: 14,751

Score by Half

ULM	33-29	62
Tennessee	33-52	85

Game 4 • Nov. 19 • University Center • Hammond, La.			
	ULM	60	
	SOUTHEASTERN LA.	63	

HAMMOND, La. - Fred Brown had his 3-point attempt rim out at the buzzer as Southeastern Louisiana held on to defeat ULM 63-60 Saturday evening inside the University Center.

Brown took the inbound pass with 5.7 seconds remaining and got a wide-open 3-point attempt that would have tied the game. Brown finished with a team-high 16 points and six assists on 8-of-18 shooting for the Warhawks. Sophomore guard Charles Winborne totaled a career-best 15 points, and sophomore guard Marcellis Hansberry finished with 11 points.

The Warhawks (0-4) trailed 39-27 at the break, but used a strong defensive performance in the second half to get back into the game. ULM got to as close as one at 61-60 with 23 seconds remaining.

The Lions (2-1) looked to be in control up 61-56 with 1:00 remaining before ULM scored four straight points to make it interesting. Hansberry connected on two free throws with 34 seconds remaining, then stole the ensuing inbound pass and dished off to senior forward Christian Bibi Ndongo for the easy lay-in with 23 seconds left.

ULM looked to have another steal with 10 seconds remaining and down 61-60, but Hansberry was called out-of-bounds, giving the ball back to Southeastern Louisiana. Daron Populist converted a pair of free throw attempts to give the Lions their final margin of victory.

Brandon Fortenberry led Southeastern Louisiana with 23 points on 9-of-13 shooting, while Roosevelt Johnson chipped in 20 points and eight rebounds. Populist hit all four of his shot attempts, including three 3-pointers to register 13 points.

ULM used a 10-0 run midway through the second half to cut a 14-point Southeastern lead to four at 47-43 with 9:39 remaining. A layup by Brown and a pair of free throws by freshman Trey Lindsey narrowed the deficit to 50-47 with 6:54 remaining.

Fortenberry had 15 points in the first half and helped Southeastern Louisiana to a 39-27 lead at the break. The Lions shot 56 percent from the field in the half and made five 3-pointers.

After ULM scored the opening two points, Southeastern Louisiana countered with a 13-2 run to take a 13-4 advantage with 14:06 remaining in the first half. Fortenberry and Johnson each had four points during that stretch for the Lions.

ULM answered by scoring nine straight points to cut the lead to 13-11, capped by a jumper from Brown.

The Lions then scored 10 of the next 14 points in the game to build a 23-14 advantage with 7:20 remaining in the half. A Fortenberry 3-pointer gave Southeastern Louisiana its largest lead of the half at 37-23 with just under three minutes left before halftime.

No.	ULM	FG	3FG	FT	R	F	TP	A	TO	B	S	MIN
05	Bibi Ndongo, C.	2-3	0-0	1-2	2	3	5	0	0	1	1	22
04	McCray, R.	2-5	1-4	0-0	0	1	5	1	0	0	0	13
10	Mackey, T.	1-1	0-0	0-0	0	1	2	0	2	0	0	7
24	Mingo, H.	1-5	0-2	0-0	1	2	2	0	0	0	1	17
55	Brown, F.	8-18	0-4	0-0	3	2	16	6	3	0	3	40-
03	Hansberry, M.	4-8	1-2	2-3	5	4	11	2	1	0	1	25
11	Winborne, C.	6-12	3-6	0-0	3	2	15	3	2	0	1	35
35	Lindsey, T.	0-3	0-1	2-2	4	1	2	0	0	0	0	21
41	Ribeiro, F.	1-1	0-0	0-0	3	1	2	0	1	0	1	20
TEAM					3							
TOTALS		25-56	5-19	5-7	24	15	60	12	9	1	8	200
		(.446)	(.263)	(.714)								

No.	Southeastern La.	FG	3FG	FT	R	F	TP	A	TO	B	S	MIN
10	Johnson, R.	7-15	0-0	6-8	8	2	20	0	2	3	0	32
25	Petrovic, J.	1-3	0-0	0-0	5	2	2	0	2	0	0	19
05	Fortenberry, B.	9-13	4-8	1-4	5	0	23	3	1	1	1	38
12	Populist, D.	4-4	3-3	2-2	0	1	13	1	2	0	0	27
22	Campbell, J.	1-4	1-2	1-2	4	0	4	2	4	1	0	32
01	Nelson, T.	0-0	0-0	0-0	2	0	0	0	0	0	0	6
11	Benton, A.	0-3	0-1	0-0	3	0	0	1	1	0	0	19
20	Patterson, D.	0-2	0-1	0-0	4	3	0	5	4	0	1	20
24	Harrel, M.	0-0	0-0	1-2	0	0	1	1	0	0	0	7
TEAM					4							
TOTALS		22-44	8-15	11-18	35	8	63	13	16	5	2	200
		(.500)	(.533)	(.611)								

Technical Fouls: None

Officials: Andrew Walton, John Hendricks, Raymond Shipp

Attendance: 877

Score by Half

ULM	27-33	60
Southeastern La.	39-24	63



Game 5 - Nov. 22 - Humphrey Coliseum - Starkville, Miss.				
	ULM	63		78
	MISSISSIPPI STATE			

STARKVILLE, Miss. - No. 24 Mississippi State used a pair of big runs to defeat ULM 78-63 Monday evening inside Humphrey Coliseum. It marked the end to a tough start to the season for the Warhawks (0-5) in which they played five games in 11 days - four on the road.

The Bulldogs had runs of 14-0 (first half) and 18-1 (second half) to win their fourth straight and improve to 5-1 on the season. The Warhawks did not make it easy though as they led by as many as eight in the first half and trailed just 31-26 at the break.

Senior guard Fred Brown turned in another stellar performance for the Warhawks with a season-high 21 points on 7-of-12 shooting. Brown connected on 3-of-5 from 3-point range while also tallying two assists and two steals.

ULM upped its shooting for the fifth straight game and finished the contest shooting 49.0 percent from the field. Mississippi State countered by shooting 50.8 percent from the field and knocking in 10 3-pointers.

With the Warhawks leading by two, Mississippi State used an 18-1 run to take a 57-42 advantage with 10:10 remaining in the game. The run spanned 5:57 and was capped by a 3-pointer by Dee Bost. Bost led the Bulldogs with 21 points and five assists in the game, including four 3-pointers.

Rodney Hood chipped in 20 points and eight assists and Brian Bryant finished with 17 points, 10 rebounds and four assists for the Bulldogs.

Mississippi State took advantage of its size with a 36-16 advantage in the paint and a 17-3 edge in second-chance points. ULM hung in on the boards against the Bulldogs with just a 32-26 deficit.

Sophomore guard Marcelis Hansberry also had a season-best night with 13 points, while senior guard Hugh Mingo and sophomore guard Charles Winborne each contributed nine points for ULM.

ULM hit four of its first five shots of the game, including a pair of 3-pointers by Brown, to take an early 11-5 advantage. Hansberry scored on a layup with 13:51 to give the Warhawks a 15-10 lead.

Mississippi State reeled off five straight points - all from Jalen Steele -- to tie the score at 15-15 with 12:13 remaining in the first half before ULM used an 8-0 run to build its largest lead of the game.

Freshman Trey Lindsey hit a jumper just inside in the 3-point line and R.J. McCray followed with a jumper of his own to vault the Warhawks in front 19-15 at the 9:08 mark of the first half. Hugh Mingo connected on a layup and Hansberry scored in transition to give ULM its largest lead at 23-15 with 7:49 remaining before halftime.

Mississippi State quickly responded, embarking on a 14-0 run spanning over seven minutes, to take a 29-23 advantage. Brown broke the run with a 3-pointer at the 1:18 mark to pull the Warhawks within three points.

The Warhawks opened the second half on 9-4 run to knot the score at 35-35 with 16:03 remaining. A jumper by Hansberry gave ULM its final lead at 41-39 with 14:31 left in the game.

No.	ULM	FG	3FG	FT	R	F	TP	A	TO	B	S	MIN
41	Ribeiro, F.	1-1	0-0	0-0	5	2	2	0	3	1	0	24
03	Hansberry, M.	6-13	0-2	1-2	2	1	13	0	0	0	1	33
10	Mackey, T.	2-6	1-4	0-0	3	1	5	3	3	0	0	28
11	Winborne, C.	4-9	1-3	0-0	4	1	9	0	2	0	0	25
55	Brown, F.	7-12	3-5	4-4	2	0	21	2	3	0	2	34
04	McCray, R.	1-2	0-0	0-0	2	1	2	3	2	0	2	22
23	Smith, R.	0-0	0-0	0-0	0	0	0	0	0	0	0	1
24	Mingo, H.	3-6	1-2	2-3	5	1	9	1	0	0	0	16
33	Martin, D.	0-1	0-0	0-0	0	0	0	0	0	0	0	1
35	Lindsey, T.	1-1	0-0	0-0	1	2	2	2	0	0	1	16
TEAM		2										
TOTALS		25-51	6-16	7-9	26	9	63	11	14	1	6	200
		(.490) (.375) (.778)										

No.	Mississippi State	FG	3FG	FT	R	F	TP	A	TO	B	S	MIN
30	Lewis, W.	2-2	0-0	0-0	5	3	4	1	0	0	0	32
00	Steele, J.	3-9	2-7	0-0	2	1	8	5	2	0	0	25
03	Bost, D.	7-16	4-9	3-4	3	4	21	5	1	0	3	31
04	Hood, R.	9-13	2-4	0-0	8	0	20	1	1	0	2	36
22	Bryant, B.	7-11	0-1	3-4	10	0	17	4	0	3	3	35
11	Clayton, R.	0-0	0-0	0-0	0	0	0	0	0	0	0	1
12	Parker, C.	0-0	0-0	0-0	0	0	0	0	0	0	0	1
15	Price, B.	0-0	0-0	0-0	0	0	0	0	0	0	0	1
20	Luczak, T.	0-0	0-0	0-0	1	0	0	0	0	0	0	1
24	Cunningham, T.	0-2	0-1	0-0	0	0	0	0	0	0	0	1
25	Johnson, R.	0-0	0-0	0-0	1	0	0	0	1	0	0	7
33	Smith, D.	3-8	2-5	0-0	1	1	8	4	3	0	0	29
TEAM		1										
TOTALS		31-61	10-27	6-8	32	9	78	20	8	3	8	200
		(.508) (.370) (.750)										

Technical Fouls: None

Officials: Mike Stuart, Pad Adams, Ed Corbett

Attendance: 4,892

Score by Half

ULM	26-37	63
Mississippi State	31-47	78

Game 6 - Nov. 26 - Fant-Ewing Coliseum - Monroe, La.		
	HARDING	71
	ULM	68

MONROE, La. - Sophomore guard Marcelis Hansberry had his 3-point attempt come up short in the final seconds as Harding defeated ULM 71-68 Saturday afternoon inside Fant-Ewing Coliseum.

The Warhawks (0-6) trailed by 11 with 3:24 remaining before making a furious comeback to cut the lead to as close as two. ULM knocked in a trio of 3-pointers during the run and finished 11-of-23 from beyond the arc in the game - the most 3-pointers ULM has made in a game since the 2007-08 season.

Sophomore guard Charles Winborne set a career high with 18 points on 7-of-12 shooting from the field. Winborne is the only ULM player to hit a 3-pointer in all six games this season. Senior guard Fred Brown chipped in 17 points and freshman Trent Mackey scored a career-best 13 points off the bench.

Trailing 66-55, ULM quickly scored five straight points - all from Mackey - to make it a 66-60 game with 2:16 to play. Mackey hit another jumper at the 1:30 mark and Brown knocked home a 3-pointer with 40 seconds remaining to cut the Harding lead to 68-65.

After a pair of free throws from Harding's Weston Jameson, Winborne connected on a 3-pointer to get the Warhawks within two at 70-68 with 19 seconds remaining. Jameson made 1 of 2 from the free-throw line on Harding's next possession, giving ULM the chance to tie the game.

Deontra Scott scored a game-high 24 points to lead four Harding (1-1) players in double figures. Zach Roddenberry contributed 13 points and seven rebounds, while Hayden Johnson and Bradley Spencer each had 10 points.

Harding shot 56 percent in the first half en route to a 40-24 advantage at the break. The Bisons led by as many as 19 (38-19) with 2:08 remaining in the half.

No.	Harding	FG	3FG	FT	R	F	TP	A	TO	B	S	MIN
12	Walters, M.	2-6	1-4	2-2	2	0	7	2	0	1	0	16
21	Johnson, H.	3-6	2-3	2-2	2	2	10	0	1	0	0	24
42	Roddenberry, Z.	6-6	0-0	1-1	7	2	13	1	1	0	0	24
10	Spencer, B.	4-6	1-2	1-2	5	1	10	5	5	0	0	35
14	Jameson, W.	0-3	0-2	3-4	3	0	3	5	4	0	1	35
03	Silverman, A.	0-3	0-2	0-0	2	0	0	0	0	0	0	5
22	Scott, D.	6-10	5-6	7-7	6	0	24	0	1	2	1	25
24	Porter, K.	1-1	0-0	0-1	1	1	2	3	4	0	0	16
32	Brown, D.	0-2	0-0	0-0	0	0	0	0	1	0	0	5
40	Cannon, L.	1-3	0-0	0-0	3	1	2	0	1	0	0	15
TEAM		2										
TOTALS		23-46	9-19	16-19	33	7	71	16	18	3	2	200
		(.500) (.474) (.842)										

No.	ULM	FG	3FG	FT	R	F	TP	A	TO	B	S	MIN
41	Ribeiro, F.	2-6	0-0	0-0	4	2	4	0	1	0	0	14
03	Hansberry, M.	2-6	0-3	2-3	3	1	6	5	2	0	2	33
11	Winborne, C.	7-12	3-6	1-1	0	2	18	4	1	0	1	30
24	Mingo, H.	0-2	0-1	0-0	1	3	0	0	0	0	0	10
55	Brown, F.	7-14	3-6	0-0	1	0	17	1	1	0	1	27
04	McCray, R.	1-2	0-0	0-0	0	0	2	0	0	0	0	16
05	Bibi Ndongo, C.	1-4	1-2	2-2	5	4	5	1	0	4	1	25
10	Mackey, T.	5-9	3-5	0-0	1	3	13	3	1	0	1	27
33	Martin, D.	0-1	0-0	0-0	0	1	0	0	1	0	1	3
35	Lindsey, T.	1-1	1-1	0-0	2	4	3	1	2	0	1	15
TEAM		3										
TOTALS		26-57	11-24	5-6	20	19	68	15	10	4	8	200
		(.456) (.458) (.833)										

Technical Fouls: None

Officials: John Healy, Mike Million, Matthew Potter

Attendance: 883

Score by Half

Harding	40-31	71
ULM	24-44	68

Game 7 - Nov. 28 - Stophor Gym - Thibodaux, La.		
	ULM	86
	NICHOLLS STATE	65

THIBODAUX, La. - ULM shot a blistering 62 percent from the field in route to an 86-65 victory over Nicholls State Monday evening inside Stophor Gym. It was the first win of the season for the Warhawks, who improved to 1-6.

The Warhawks shot 65.5 percent in the second half and outscored the Colonels 50-31 in the final 20 minutes. It was ULM's highest scoring output of the season and its highest shooting percentage in a game since December of 2009.

Sophomore guard Charles Winborne set a career high in points for the second straight game with 19 points and seven rebounds on 6-of-8 shooting. Senior guard Fred Brown scored 15 points and senior guard Hugh Mingo added 13 points, while freshman Trent Mackey chipped in 12 points and senior Fabio Ribeiro contributed 10 points and seven rebounds.

ULM used a 9-0 run to build a 75-59 lead and put the game out of reach with 5:20 remaining. Brown and Winborne each had 3-pointers during the run, while senior Christian Bibi Ndongo contributed a three-point play.

The Warhawks scored eight straight points, including a pair of 3-pointers from Brown, to build a 52-44 advantage midway through the second half. Mackey hit his third 3-pointer of the game to extend the ULM lead to 57-48 with 10:26 to play.

Mingo hit a jumper just inside the 3-point line with two seconds remaining in the first half as ULM took a 36-34 advantage at halftime. The Warhawks shot 57.1 percent in the half, including making 8 of its final 10 shots.

The lead switched hands 11 times in the first half as neither team led by more than six.

Nicholls State was led by Sam McBeath and Chris Talkington, who each chipped in 12 points on the night. Bryan Hammond had 12 points and Sterling Bailey totaled 10 points for the Colonels.

No.	ULM	FG	3FG	FT	R	F	TP	A	TO	B	S	MIN
05	Bibi Ndongo, C.	1-1	0-0	2-3	2	4	4	0	0	1	0	15
03	Hansberry, M.	4-7	1-1	0-1	3	3	9	1	0	0	1	24
10	Mackey, T.	4-7	4-7	0-0	0	2	12	0	1	0	0	24
11	Winborne, C.	6-8	3-5	4-5	7	1	19	2	1	0	0	27
35	Lindsey, T.	1-2	0-1	0-0	0	3	2	3	1	0	0	20
04	McCray, R.	1-1	0-0	0-0	0	0	2	4	0	0	0	15
24	Mingo, H.	6-9	1-2	0-1	4	2	13	1	1	0	0	21
41	Ribeiro, F.	3-5	0-0	4-7	7	3	10	1	1	0	1	25
55	Brown, F.	5-10	3-5	2-2	3	2	15	3	2	0	1	29
TEAM		4										
TOTALS		31-50	12-21	12-19	33	20	86	15	8	1	3	200
		(.620) (.571) (.632)										

No.	Nicholls State	FG	3FG	FT	R	F	TP	A	TO	B	S	MIN
02	Prest, L.	0-0	0-0	0-0	0	3	0	0	0	0	1	15
11	Talkington, C.	3-6	2-4	4-5	1	1	12	0	0	0	0	37
03	Hammond, B.	5-11	1-3	0-0	0	1	11	4	1	0	1	34
21	Rilleux, S.	4-9	1-4	3-4	4	2	12	4	2	0	1	40
23	Lewis, T.	2-4	0-1	4-5	1	5	8	1	1	0	0	12
14	Triggs, B.	0-0	0-0	0-0	0	0	0	0	0	0	0	2
15	McBeath, S.	4-10	3-7	1-2	3	2	12	2	1	0	0	30
24	Bailey, S.	3-4	2-3	2-2	4	2	10	1	0	0	0	19
34	Smith, J.	0-0	0-0	0-0	1	0	0	0	1	0	0	6
TEAM		3										
TOTALS		21-44	9-22	14-18	17	16	65	12	6	0	3	200
		(.477) (.409) (.778)										

Technical Fouls: None

Officials: Buddy Daughdrill, Gregory White, Mitchell Ervin

Attendance: 574

Score by Half

--



Game 8 - Dec. 3 - Fant-Ewing Coliseum - Monroe, La.				
	LOUISIANA TECH		73	
	ULM		71	

MONROE, La. - Sophomore Marcelis Hansberry missed a 3-point attempt from half court with time expiring as Louisiana Tech held on to defeat ULM 73-71 Saturday in a wild game inside Fant-Ewing Coliseum.

The Bulldogs looked to be in control of the game when Raheem Appleby hit a pair of free throws to give Tech a 65-57 advantage with 2:36 remaining, but ULM responded by scoring 14 points in the final two and half minutes and getting as close as one in the final seconds.

The Warhawks (1-7) shot 54.5 percent in the second half and finished at 40.4 percent for the game. ULM knocked in six 3-pointers and made a season-best 19-of-23 from the free-throw line. Louisiana Tech (3-4) shot 42.6 percent for the game, including 8-of-24 shooting from beyond the arc.

Senior guard Fred Brown led the way for the Warhawks with 17 points - all in the second half - on 4-of-10 shooting. Brown tied a season high with four 3-pointers in the game, including two in the final minute.

Brown's fourth 3-pointer of the night cut the Louisiana Tech lead to 72-69 with 21 seconds remaining. On Tech's ensuing possession, Kenyon McNeal missed both free throw attempts to give ULM a chance to tie with 18 seconds remaining.

Sophomore Charles Winborne got fouled with 4.4 seconds remaining and converted both free throws. Romario Souza converted 1- of 2- from the charity stripe, giving the Warhawks the final possession with 3.8 seconds on the clock.

Winborne finished in double figures for the third straight game with 15 points and a team-high five assists. Senior Christian Bibi Ndongo recorded a career-high 10 points and five rebounds off the bench for the Warhawks.

Appleby scored a career-best 19 points on 7-of-15 shooting to lead the way for Louisiana Tech, while Johnson registered 14 points and finished with four 3-pointers. Johnson hit a pair of big 3-pointers as part of a 9-0 run as Louisiana Tech grabbed a 65-57 lead with 2:36 remaining.

The Bulldogs held a 28-24 advantage in the paint and a pivotal 23-9 edge in points off turnovers. The Warhawks, who entered the game as one of the best teams in the Sun Belt at holding onto the ball, finished with 17 turnovers.

ULM scored the final six points of the first half to close within 32-29 at the break. The Warhawks struggled to shoot in the half, converting just 31.4 percent from the field.

The Bulldogs took control in the first half with a quick 10-0 run that included a pair of 3-pointers. Trevor Gaskins capped the run with a layup to give Louisiana Tech a 25-15 run with 8:54 remaining in the first half.

No.	Louisiana Tech	FG	3FG	FT	R	F	TP	A	TO	B	S	MIN
25	Lewis, J.	4-5	0-0	2-2	4	3	10	1	1	0	1	26
04	Smith, K.	0-0	0-0	0-0	1	3	0	1	0	0	0	6
05	Gaskins, T.	2-8	0-4	2-2	4	2	6	4	0	0	2	30
15	Johnson, C.	5-10	4-7	0-0	3	5	14	3	1	1	1	23
21	McNeal, K.	1-8	1-6	2-4	4	2	5	4	3	0	2	32
01	Kyser, M.	1-1	0-0	0-0	1	1	2	0	0	1	1	9
02	Gibson, B.	2-8	2-5	2-2	3	3	8	0	2	2	0	21
03	Appleby, R.	7-15	1-2	4-6	1	2	19	0	1	0	1	30
20	Smith, L.	0-1	0-0	0-0	2	0	0	1	1	0	0	8
45	Souza, R.	4-5	0-0	1-2	4	2	9	0	1	0	0	15
TEAM		3		1								
TOTALS		26-61	8-24	13-18	30	23	73	14	10	4	8	200
		(426)		(333)		(722)						

No.	ULM	FG	3FG	FT	R	F	TP	A	TO	B	S	MIN
35	Lindsey, T.	2-3	0-0	0-0	0	1	4	0	2	0	0	21
41	Ribeiro, F.	1-2	0-0	0-0	8	1	2	0	0	0	0	16
03	Hansberry, M.	2-9	0-2	2-2	3	2	6	2	2	0	1	19
10	Mackey, T.	3-6	1-4	2-2	1	3	9	4	1	0	0	27
11	Winborne, C.	5-13	1-5	4-6	3	0	15	5	1	0	0	33
04	McCray, R.	0-0	0-0	0-0	0	0	0	0	1	0	0	2
05	Bibi Ndongo, C.	3-6	0-0	4-5	5	3	10	0	2	1	0	22
15	McClellan, S.	3-5	0-0	0-0	7	5	6	0	2	1	0	21
24	Mingo, H.	0-3	0-0	2-2	6	1	2	2	1	0	0	13
55	Brown, F.	4-10	4-6	5-6	5	5	17	2	5	0	1	26
TEAM		2		1								
TOTALS		23-57	6-17	19-23	40	21	71	15	17	2	2	200
		(404)		(353)		(826)						

Technical Fouls: None

Officials: Kyle Neve, Barry Mathis, Dan Strzyfeller

Attendance: 2,013

Score by Half

Louisiana Tech	32-41	73
ULM	29-42	71

Game 9 - Dec. 10 - Reed Arena - College Station, Texas		
	ULM	54
	TEXAS A&M	67

COLLEGE STATION, Texas - ULM once again put up a good showing against a ranked opponent, but it was not enough as No. 25 Texas A&M pulled away late for a 67-54 victory Saturday inside Reed Arena.

Senior guard Hugh Mingo had his best game of the season with 21 points, nine rebounds and five assists for the Warhawks. Mingo finished 9-of-12 from the field and hit both of his 3-point attempts in the game. He finished as the only ULM player in double digits scoring.

The Warhawks (1-8) battled back from an 11-point halftime deficit to tie the score at 43-41 with just over 14 minutes remaining in the game. It marked the third time this season that ULM has either led or been tied with a team in one of the power six conferences.

The Aggies (8-1) answered with an 11-0 run to take the lead for good at 54-43 with 8:08 to play. The Warhawks got to within as close as five (54-49) on a layup from senior Fabio Ribeiro with 5:42 remaining before Chris Middleton took over for the Aggies.

Middleton, who was playing in just his second game of the season due to injury, paced Texas A&M with 24 points on 8-of-14 shooting. He scored eight points in the final five and a half minutes - including a pair of 3-pointers - that kept Texas A&M comfortably in control.

ULM and Texas A&M each with finished with 22 made baskets and five 3-pointers with the difference coming at the free-throw line. The Aggies made 18-of-23 from the charity stripe while ULM made it to the line just five times.

Senior guard Fred Brown failed to score in double figures for the first time in seven games as he finished with seven points on 3-of-13 shooting. Ribeiro contributed six points and seven rebounds, while freshman forward Trey Lindsey hit a pair of 3-pointers for six points.

ULM opened the second half on fire, hitting five of its first seven shots, to cut the Texas A&M lead to 43-41 with 15:52 to play. A pair of free throws from Ribeiro on the next possession tied the score with 14:51 remaining.

The Aggies scored the final four points of the first half, including a three-point play by Middleton in the final seconds, to build a 38-27 advantage at the break. Texas A&M came into the game giving up an average of just 16.7 points in the first half at home.

No.	ULM	FG	3FG	FT	R	F	TP	A	TO	B	S	MIN
05	Bibi Ndongo, C.	2-5	0-1	0-0	3	4	4	0	0	0	1	19
11	Winborne, C.	1-7	0-4	2-2	1	1	4	3	0	0	0	29
15	McClellan, S.	2-5	0-0	0-0	2	5	4	0	0	0	3	20
24	Mingo, H.	9-12	2-2	1-1	9	2	21	5	2	0	1	35
55	Brown, F.	3-13	1-9	0-0	0	1	7	1	5	0	1	33
03	Hansberry, M.	1-4	0-1	0-0	2	0	2	1	0	0	0	10
04	McCray, R.	0-0	0-0	0-0	1	0	0	0	1	0	0	2
10	Mackey, T.	0-3	0-3	0-0	0	2	0	0	1	0	0	11
35	Lindsey, T.	2-4	2-4	0-0	0	4	6	0	0	0	0	21
41	Ribeiro, F.	2-6	0-0	2-2	7	1	6	1	2	1	0	20
TEAM		4										
TOTALS		22-59	5-24	5-5	29	20	54	11	11	1	6	200
		(373)		(208)		(1,000)						

No.	Texas A&M	FG	3FG	FT	R	F	TP	A	TO	B	S	MIN
05	Harris, D.	2-2	1-1	1-2	1	1	6	2	1	0	1	29
10	Loubeau, D.	4-9	0-1	5-6	6	3	13	1	0	0	0	30
22	Middleton, K.	8-14	2-5	6-7	6	3	24	3	5	0	2	28
31	Turner, E.	5-12	2-5	0-0	4	0	12	3	1	0	3	31
35	Turner, R.	0-5	0-0	3-4	3	1	3	0	1	0	0	20
04	Davis, K.	1-1	0-0	1-2	9	2	3	1	1	0	2	25
11	Branch, J.	0-1	0-0	0-0	0	2	0	3	1	1	0	12
12	McDonald, B.	0-0	0-0	0-0	0	0	0	0	0	0	0	0+
13	Green, J.	2-4	0-1	2-2	4	1	6	2	2	0	0	25
33	Jolly, G.	0-0	0-0	0-0	0	0	0	0	0	0	0	0+
42	Jahns, J.	0-0	0-0	0-0	0	0	0	0	0	0	0	0+
TEAM		3										
TOTALS		22-48	5-13	18-23	36	13	67	15	12	1	8	200
		(458)		(385)		(783)						

Technical Fouls: ULM-Hugh Mingo, Texas A&M-Kris Middleton

Officials: Hal Lusk, Brent Meaux, Bret Smith

Attendance: 6,875

Score by Half

ULM	27-27	54
Texas A&M	38-29	67

Game 10 - Dec. 12 - Fant-Ewing Coliseum - Monroe, La.		
	NICHOLLS STATE	82
	ULM	70

MONROE, La. - Nicholls State shot 50 percent from the field and never trailed in an 82-70 victory over ULM Monday evening inside Fant-Ewing Coliseum.

The Warhawks, who defeated Nicholls State 86-65 two weeks ago in Thibodaux, shot just 38.5 percent from the field to fall to 1-9 on the season. Sophomore Charles Winborne led ULM with a career-best 20 points on 7-of-12 shooting from the field.

Senior Hugh Mingo scored in double figures for the second straight game with 11 points and seven rebounds, and sophomore Steven McClellan contributed seven points and a career-high 11 rebounds.

ULM finished with a 42-35 rebounding advantage and had a season-best 17 of-fense boards against the Colonels. Despite coming in shooting over 70 percent from the free-throw line, the Warhawks struggled Monday by going 12-of-21.

ULM got as close as 62-54 with 5:20 remaining in the game, but Nicholls State responded by scoring seven straight points to put the game out of reach.

The Colonels (3-6) scored the first eight points of the game and led by as many as 18 (35-17) with 4:31 remaining in the first half. A jumper and a 3-pointer from senior Fred Brown cut the lead to 37-22 with 1:59 remaining before the half. Sophomore R.J. McCray knocked in a pair of free throws to close out the half with Nicholls State leading 37-25.

Trevon Lewis paced the Colonels with a game-high 25 points and nine rebounds, while Bryan Hammond added 19 points and five assists.


No.	Nicholls State	FG	3FG	FT	R	F	TP	A	TO	B	S	MIN
02	Prest, L.	2-5	1-4	2-2	2	1	7	1	0	1	1	34
15	McBeath, S.	1-4	0-3	2-2	6	3	4	3	3	0	1	30
03	Hammond, B.	6-12	1-3	6-9	3	1	19	5	2	0	1	33
21	Rillieux, S.	1-7	0-2	2-4	5	4	4	4	1	0	0	30
23	Lewis, T.	9-14	2-3	5-6	9	1	25	2	0	2	2	30
01	Thomas, D.	2-2	0-0	5-5	0	2	9	0	0	0	0	5
11	Talkington, C.	2-3	1-2	0-0	0	4	5	1	2	0	0	14
34	Smith, J.	4-7	0-0	1-2	5	3	9	1	0	0	1	20
35	Smith-Hyde, L.	0-0	0-0	0-2	1	0	0	0	0	0	0	4
TEAM		4										
TOTALS		27-54	5-17	23-32	35	19	82	17	8	3	6	200
		(500)		(294)		(719)						

No.	ULM	FG	3FG	FT	R	F	TP	A	TO	B	S	MIN
05	Bibi Ndongo, C.	0-0	0-0	0-0	0	2	0	0	1	0	0	7
15	McClellan, S.	2-6	0-0	3-4	11	2	7	0	2	1	0	19
11	Winborne, C.	7-12	3-5	3-4	3	2	20	2	2	0	0	25
24	Mingo, H.	4-10	2-3	1-3	7	3	11	0	2	0	0	26
55	Brown, F.	2-6	1-3	0-0	3	0	5	0	2	0	0	9
03	Hansberry, M.	2-8	0-2	2-5	4	3	6	3	2	1	0	32
04	McCray, R.	2-5	0-1	2-3	3	4	6	2	0	0	0	22
10	Mackey, T.	2-9	2-7	0-0	3	2	8	1	0	0	1	28
35	Lindsey, T.	2-5	0-1	1-2	2	5	5	4	2	0	1	21
41	Ribeiro, F.	1-4	0-0	0-0	2	0	2	0	0	0	0	11
TEAM		4										
TOTALS		25-65	8-22	12-21	42	23	70	12	13	2	2	200
		(385)		(364)		(571)						

Technical Fouls: None

Officials: John Hampton, John



Game 11 • Dec. 15 • Fant-Ewing Coliseum • Monroe, La.			
	NORTHWESTERN ST	76	
	ULM	63	

MONROE, La. - Northwestern State shot 46 percent from the field and knocked in a season-high 13 3-pointers en route to a 76-63 victory over ULM Thursday evening inside Fant-Ewing Coliseum.

The Demons (5-5) finished 13-of-28 from beyond the arc, including six 3s from Louis Ellis. Ellis led Northwestern State with a game-high 19 points on 6-of-11 shooting. Gary Stewart added 12 points while Shamir Davis contributed 11 points for the Demons. Northwestern State has converted a total of 153 3-pointers in its last two games.

ULM (1-10) shot 42.6 percent from the field and outscored Northwestern State 30-18 in the paint. Senior guard Fred Brown scored 14 points and dished out four assists to lead the way for the Warhawks.

Sophomore Steven McClellan finished one rebound shy of a double-double with 10 points and nine rebounds, and sophomore guard Charles Winborne scored in double figures for the second straight game with 13 points.

Ellis hit a trio of 3-pointers in the second half to help the Demons build its 10-point halftime advantage to as many as 21 with 5:31 remaining in the game. Northwestern State embarked on an 18-8 run midway through the second half to lead 71-51 with 6:01 to play.

The Demons hit eight 3-pointers and shot a blistering 50 percent in the first half to take a 45-35 advantage at halftime. Northwestern State converted its first three 3-pointers of the half and led 11-2 with 17:08 remaining before the break. Stewart scored six straight points, including a 3-pointer, to give Northwestern State a 19-6 lead at the 13:21.

ULM battled back with a 7-0 spurt to get as close as five at 25-20 on a layup from Brown with 10:10 remaining before the half. Five points is as close as the Warhawks would get though as Northwestern State answered with seven straight points to build its lead back up to 12.

No.	Northwestern St.	FG	3FG	FT	R	F	TP	A	TO	B	S	MIN
34	Roberson, G.	1-2	0-0	3-4	4	2	5	1	1	0	1	23
42	Mosley, W.	1-1	0-0	2-2	4	3	4	0	1	1	1	15
00	Davis, S.	3-6	1-1	4-5	1	3	11	6	2	0	4	24
01	Jacobs, D.	1-3	1-1	0-0	0	1	3	0	0	1	1	9
22	Ellis, L.	6-11	6-10	1-2	3	1	19	2	3	1	1	23
02	Washington, T.	2-3	2-3	0-0	2	3	6	1	1	0	0	13
10	Robinson, P.	0-3	0-3	1-4	1	1	1	1	1	1	0	17
11	Brisco, J.	1-2	0-0	0-0	1	1	2	2	1	0	0	10
33	Hulbin, J.	3-7	1-3	1-2	4	1	8	0	0	0	0	17
35	Evans, O.	1-1	0-0	2-3	4	1	4	1	0	1	0	15
40	Frazier, M.	0-2	0-0	1-2	1	3	1	0	0	1	0	10
44	Stewart, G.	4-9	2-7	2-3	3	2	12	1	2	0	4	24
TEAM					1			1				
TOTALS		23-50	13-28	17-27	29	22	76	15	13	6	12	200
		(.460) (.464) (.630)										

No.	ULM	FG	3FG	FT	R	F	TP	A	TO	B	S	MIN
05	Bibi Ndongo, C.	1-2	0-0	3-5	4	2	5	2	0	0	1	26
41	Ribeiro, F.	0-0	0-0	0-0	1	1	0	0	2	0	0	6
11	Winborne, C.	5-8	1-1	2-4	2	1	13	0	2	0	1	27
24	Mingo, H.	0-2	0-1	2-2	2	0	2	0	1	1	0	12
55	Brown, F.	5-10	0-2	4-4	0	4	14	4	3	0	1	29
03	Hansberry, M.	0-2	0-1	3-4	0	0	3	0	0	0	1	7
04	McCray, R.	0-1	0-0	0-0	4	0	2	1	0	1	0	19
10	Mackey, T.	3-9	1-3	1-2	2	5	8	0	2	1	0	29
15	McClellan, S.	4-7	0-0	2-2	9	5	10	2	3	1	1	19
23	Smith, R.	1-2	0-0	1-2	0	0	3	0	0	0	0	6
33	Martin, D.	0-2	0-0	0-1	0	0	0	0	0	0	0	7
35	Lindsey, T.	1-2	0-1	3-3	2	5	5	1	1	0	2	13
TEAM					5	1						
TOTALS		20-47	2-9	21-29	31	24	63	11	15	3	8	200
		(.426) (.222) (.724)										

Technical Fouls: Northwestern State-None. ULM-TEAM


Officials: Lee Cassell, Scott Davis, Kerby Sittion

Attendance: 1,278

Score by Half

Northwestern State.....45-31 76

ULM.....35-28 63

Game 12 • Dec. 19 • Thomas & Mack Center • Las Vegas, Nev.			
	ULM	63	
	UNLV	81	

LAS VEGAS — No. 21 UNLV flexed its muscles Monday as it topped ULM 81-63 in men's basketball action inside the Thomas & Mack Center. The Runnin' Rebels (12-2) forced 19 turnovers and shot a blistering 58.1 percent from the field to earn its third consecutive victory.

The Warhawks (1-11) played a ranked opponent tough for the third time this season and kept it close in the first half before UNLV surged ahead in the second half. ULM finished the game shooting 45.1 percent from the field, including 6-of-16 from 3-point range.

Sophomore center Steven McClellan scored a career-high 16 points to go with seven rebounds to lead four Warhawks in double-digit scoring. Senior Hugh Mingo contributed 15 points and freshman Trent Mackey tied his career high with 13 points. Senior Fred Brown went 6-of-6 from the free-throw line and finished with 12 points, six rebounds and four steals.

ULM outrebounded its opponent for the third straight game with an impressive 32-22 advantage on the boards against UNLV. The Runnin' Rebels came into the game with a +5.5 rebounding margin.

The Runnin' Rebels put the game out of reach with an 11-0 run to start the second half. Mike Moser capped the run with a basket in transition to give UNLV a 48-27 advantage with 16:00 remaining in the game. UNLV built its lead to as many as 29 with 7:15 remaining before ULM rallied in the final minutes.

UNLV's Chace Stanback scored a career-high and game-high 29 points, including an 8-of-9 effort from 3-point range. Stanback finished 10 of 13 from the field in 32 minutes of action. Carlos Lopez tallied 12 points and nine rebounds off the bench and Oscar Bellfield finished with 10 points for the Runnin' Rebels.

The Warhawks never led in the game, but put up a valiant effort in the first half. Mingo came off the bench and gave ULM a spark to keep the game close in the first half. He hit back-to-back 3-pointers to get the Warhawks as close as 25-23 with 5:15 remaining in the opening half.

Stanback hit a 3-pointer and a free throw to spearhead six straight points for the Rebels. Stanback hit another 3-pointer and Lopez added a dunk to give UNLV its largest lead of the first half (37-26) with 1:25 remaining.

No.	ULM	FG	3FG	FT	R	F	TP	A	TO	B	S	MIN
35	Lindsey, T.	1-5	1-1	0-0	3	4	3	3	0	0	0	28
15	McClellan, S.	7-9	0-0	2-2	7	4	16	0	5	0	1	33
10	Mackey, T.	5-9	3-5	0-0	3	2	13	1	2	0	0	37
11	Winborne, C.	1-6	0-2	2-2	2	1	4	0	3	0	2	27
55	Brown, F.	3-10	0-2	6-6	3	1	12	6	5	0	4	30
03	Hansberry, M.	0-1	0-1	0-0	1	0	0	0	1	0	0	10
05	Bibi Ndongo, C.	0-2	0-0	0-0	1	1	0	0	0	0	0	13
24	Mingo, H.	6-9	2-5	1-4	3	5	15	0	1	0	0	22
41	Ribeiro, F.	0-0	0-0	0-0	0	0	0	0	1	0	0	0+
TEAM					9							
TOTALS		23-51	6-16	11-14	32	18	63	10	19	0	7	200
		(.451) (.375) (.786)										

No.	UNLV	FG	3FG	FT	R	F	TP	A	TO	B	S	MIN
22	Stanback, C.	10-13	8-9	1-2	4	1	29	1	2	0	1	32
43	Moser, M.	2-5	0-1	2-3	2	2	6	5	2	0	0	27
12	Massamba, B.	0-0	0-0	0-1	0	2	0	0	0	1	2	18
00	Bellfield, O.	4-5	2-2	0-0	1	0	10	2	2	0	4	22
03	Marshall, A.	1-3	0-2	2-2	3	1	4	6	1	3	2	29
02	Wallace, K.	3-4	3-4	0-0	0	2	9	1	1	0	0	20
05	Smith, R.	1-4	1-2	0-0	2	2	3	1	3	0	0	9
11	Lopez, C.	4-4	0-0	4-7	9	3	12	1	0	2	0	21
20	Mashour, K.	0-1	0-0	0-0	1	1	0	0	0	0	0	1
31	Hawkins, J.	0-4	0-3	8-10	0	0	8	3	1	1	2	21
TEAM					0							
TOTALS		25-43	14-23	17-25	22	14	81	20	12	7	11	200
		(.581) (.609) (.680)										

Technical Fouls: None


Officials: Bob Staffen, Tony Padilla, Shawn Lehigh

Attendance: 11,515

Score by Half

ULM.....27-36 63

UNLV.....37-44 81

Game 13 • Dec. 21 • Hulman Center • Terre Haute, Ind.			
	ULM	35	
	INDIANA STATE	50	

LAS VEGAS — No. 21 UNLV flexed its muscles Monday as it topped ULM 81-63 in men's basketball action inside the Thomas & Mack Center. The Runnin' Rebels (12-2) forced 19 turnovers and shot a blistering 58.1 percent from the field to earn its third consecutive victory.

The Warhawks (1-11) played a ranked opponent tough for the third time this season and kept it close in the first half before UNLV surged ahead in the second half. ULM finished the game shooting 45.1 percent from the field, including 6-of-16 from 3-point range.

Sophomore center Steven McClellan scored a career-high 16 points to go with seven rebounds to lead four Warhawks in double-digit scoring. Senior Hugh Mingo contributed 15 points and freshman Trent Mackey tied his career high with 13 points. Senior Fred Brown went 6-of-6 from the free-throw line and finished with 12 points, six rebounds and four steals.

ULM outrebounded its opponent for the third straight game with an impressive 32-22 advantage on the boards against UNLV. The Runnin' Rebels came into the game with a +5.5 rebounding margin.

The Runnin' Rebels put the game out of reach with an 11-0 run to start the second half. Mike Moser capped the run with a basket in transition to give UNLV a 48-27 advantage with 16:00 remaining in the game. UNLV built its lead to as many as 29 with 7:15 remaining before ULM rallied in the final minutes.

UNLV's Chace Stanback scored a career-high and game-high 29 points, including an 8-of-9 effort from 3-point range. Stanback finished 10 of 13 from the field in 32 minutes of action. Carlos Lopez tallied 12 points and nine rebounds off the bench and Oscar Bellfield finished with 10 points for the Runnin' Rebels.


The Warhawks never led in the game, but put up a valiant effort in the first half. Mingo came off the bench and gave ULM a spark to keep the game close in the first half. He hit back-to-back 3-pointers to get the Warhawks as close as 25-23 with 5:15 remaining in the opening half.

Stanback hit a 3-pointer and a free throw to spearhead six straight points for the Rebels. Stanback hit another 3-pointer and Lopez added a dunk to give UNLV its largest lead of the first half (37-26) with 1:25 remaining.

No.	ULM	FG	3FG	FT	R	F	TP	A	TO	B	S	MIN
35	Lindsey, T.	0-2	0-1	0-0	1	4	0	0	1	0	0	23
15	McClellan, S.	4-9	0-0	0-2	6	5	8	0	1	1	0	22
03	Hansberry, M.	1-3	0-0	2-2	2	0	4	0	1	0	0	13
10	Mackey, T.	2-5	2-4	0-0	3	3	6	0	0	0	0	23
11	Winborne, C.	1-1	0-0	0-0	0	0	2	0	1	0	0	6
04	McCray, R.	0-2	0-0	2-2	6	1	2	2	3	0	2	34
05	Bibi Ndongo, C.	1-2	0-0	0-0	4	1	2	0	0	2	0	17
24	Mingo, H.	3-13	0-4	0-2	2	3	6	3	3	1	0	29
41	Ribeiro, F.	0-1	0-0	0-0	0	1	0	0	1	0	1	6
55	Brown, F.	2-7	1-5	0-0	2	1	5	0	1	0	1	27
TEAM					3							
TOTALS		14-45	3-14	4-8	29	19	35	5	12	4	4	200
		(.311) (.214) (.500)										

No.	Indiana State	FG	3FG	FT	R	F	TP	A	TO	B	S	MIN
15	Richard, C.	3-9	0-3	6-8	8	3	12	1	1	0	1	25
34	Walker, M.	3-6	0-0	0-0	3	1	6	0	5	1	0	25
13	Odum, J.	1-4	0-2	2-2	6	0	4	8	2	0	1	34
24	Printy, J.	4-9	4-8	0-0	3	1	12	2	1	0	1	27
25	McWhorter, S.	2-4	0-0	0-0	1	2	4	0	1	0	0	34
00	Kitchell, J.	1-3	0-1	0-0	0	0	2	0	0	1	0	7
01	Doluony, K.	0-0	0-0	0-0	0	0	0	0	0	0	0	1
02	Eitel, L.	1-3	0-1	0-0	2	0	2	1	0	0	0	14
05	Gant, J.	0-2	0-2	0-0	1	2	0	0	1	1	0	6
20	Lathan, D.	1-2	0-0	3-4	3	1	5	0	0	0	0	14
31	Mahurin, R.	1-4	1-3	0-0	4	1	3	0	0	1	0	14
TEAM					0							
TOTALS		17-46	5-20	11-14	35	11	50	12	11	4	3	205
		(.370)	(.250)	(.786)								



Game 14 • Dec. 29 • Fant-Ewing Coliseum • Monroe, La.			
	WESTERN KENTUCKY		76
	ULM		71

MONROE, La. – ULM rallied back from a 15-point deficit in the second half to force overtime, but Western Kentucky survived with a 76-71 victory in the Sun Belt opener for both teams Thursday inside Fant-Ewing Coliseum.

The Hilltoppers (5-9, 1-0 SBC) scored the first four points of the overtime period and sealed the victory by going 8 of 13 from the free-throw line in the extra session. Western Kentucky finished the game 28 of 39 from the charity stripe, its most makes this season.

It marked the first overtime game for the Warhawks since Dec. 31, 2008 when they defeated UALR 95-87.

Senior guard Hugh Mingo gave the Warhawks a chance with a game-tying 3-pointer to make the score 64-all with 2.5 seconds remaining in regulation. ULM scored the final six points of the half after trailing 64-58 with 46 seconds remaining.

Mingo scored a season-high 23 points on 9-of-15 shooting from the field. He also contributed four rebounds, two assists and two steals in a career-high 41 minutes. Sophomore center Steven McClellan had 15 points, eight rebounds and a block, while senior guard Fred Brown chipped in 13 points and a team-high five assists for the Warhawks.

George Fant finished with 17 points while going 9 of 12 from the free-throw line to lead the scoring effort for the Hilltoppers. Derrick Gordon had 13 points, and Kevin Kaspar contributed 11 points – all in the second half and overtime – for Western Kentucky.

Western Kentucky led by as many as 15 points early in the second half before ULM rallied back. The Warhawks scored 11 straight points to pull within one at 53-52 with 7:26 remaining. After five straight points from Western Kentucky, ULM used a 6-0 run to tie the score at 58 at the 4:53 mark.

ULM (1-13, 0-1 SBC) made five of its first nine shots of the game to build an 11-3 advantage at the 15:50 mark of the first half. The Warhawks extended their lead to as large as 18-8 on a pair of free throws from McClellan at the 13:28 mark.

The Hilltoppers responded by scoring nine straight points and they took their first lead of the game at 23-22 with 5:45 remaining in the first half. George Fant scored on a tip-in to cap the run for Western Kentucky.

Western Kentucky led 34-29 at halftime.

No.	Western Kentucky	FG	3FG	FT	R	F	TP	A	TO	B	S	MIN
41	Zollo, V.	3-5	1-1	0-0	2	2	7	0	0	1	0	13
44	Fant, G.	4-8	0-0	9-12	9	3	17	1	2	0	0	33
05	Gordon, D.	3-9	1-2	6-7	7	2	13	2	6	0	3	42
14	Crook, J.	3-7	0-0	1-2	4	3	7	3	5	0	1	36
52	Price, T.	3-9	0-4	3-8	6	3	9	7	1	0	0	37
00	Anyigbo, K.	0-0	0-0	0-0	1	1	0	1	0	0	0	3
01	Kaspar, K.	2-5	1-2	6-7	3	0	11	0	0	0	2	22
03	McDonald, K.	0-3	0-2	0-0	1	2	0	0	0	0	1	11
21	Snipes, N.	1-3	1-2	2-2	2	4	5	0	1	0	0	13
22	Akol, T.	3-4	0-0	1-1	1	1	7	0	0	1	0	15
TEAM		3										
TOTALS		22-53	4-13	28-39	39	21	76	14	15	2	7	225
		(.415) (.308) (.718)										


No.	ULM	FG	3FG	FT	R	F	TP	A	TO	B	S	MIN
05	Bibi Ndongo, C.	1-3	0-0	1-2	4	5	3	2	2	1	0	21
15	McClellan, S.	5-10	0-0	5-5	8	5	15	0	3	1	1	31
04	McCray, R.	2-5	0-1	3-4	2	1	7	0	4	0	4	43
24	Mingo, H.	9-15	2-5	3-5	4	4	23	2	2	0	2	41
55	Brown, F.	5-15	1-6	2-2	4	5	13	5	3	1	2	44
03	Hansberry, M.	0-0	0-0	0-0	0	0	0	0	0	0	0	1
10	Mackey, T.	2-4	2-4	0-0	1	2	6	1	0	0	0	26
35	Lindsey, T.	1-3	0-0	0-0	1	2	1	1	1	0	0	10
41	Ribeiro, F.	1-1	0-0	0-1	2	0	2	0	1	0	0	8
TEAM		4										
TOTALS		26-56	5-16	14-19	30	23	71	11	16	3	9	225
		(.464) (.313) (.737)										

Technical Fouls: None
Officials: Keith Kimble, Charles Balunek, John Corio

Attendance: 1,319

Score by Half

Western Kentucky 34-30-12 76
ULM 29-35-7 71

Game 15 • Dec. 31 • Fant-Ewing Coliseum • Monroe, La.			
	ARKANSAS STATE		65
	ULM		63

MONROE, La. – Marcus Hooten hit a jumper and got fouled with four seconds remaining to help propel Arkansas State past ULM, 65-63, Saturday inside Fant-Ewing Coliseum.

Senior guard Fred Brown had his game-winning 3-pointer come up short as time expired for the Warhawks, who led for all but 1:30 in the game. ULM shot 50 percent from the field and converted on 8-of-17 from 3-point range. Arkansas State benefited from the charity stripe, where they held a 19-5 advantage in the game.

Brown led the way for the Warhawks with 20 points on 8-of-16 shooting. It marked Brown's second 20-point game of the season and the 11th time he has scored in double figures. Sophomore Charles Winborne notched 11 points and five rebounds, and senior Hugh Mingo chipped in 10 points.

ULM led 63-60 with 1:47 remaining, but Arkansas State finished the game on a 5-0 run. Trey Finn converted a layup with 1:16 remaining to cut the lead to one, and Winborne missed a 3-pointer on the other end to give the Red Wolves the ball back with 44 seconds left.

After a missed jumper by Hooten, Finn tied up senior Fabio Ribeiro on the rebound to keep possession with 14 seconds left on the clock. Hooten made good on his second shot attempt as the ball rolled around the rim before falling in.

Brandon Peterson led four Red Wolves in double figures with 18 points, including an 8-of-10 effort from the free-throw line. Hooten had 16 points, while Ed Townsel contributed 14 points and Malcolm Kirkland finished with 10 points.

ULM looked in control when Winborne knocked in a 3-pointer with 10:20 remaining to give the Warhawks a 50-41 advantage. Arkansas State responded with a 12-2 run to take a one-point lead – its first lead since the opening minute of the game.

Sophomore Steven McClellan and Winborne hit back-to-back 3-pointers to pull the Warhawks back in front 58-53.

ULM shot 56.5 percent in the first half and the Warhawks led by as many as 11 in the half. Winborne hit a jumper in the lane with six seconds left in the half to give ULM a 31-22 advantage at the break.

No.	Arkansas State	FG	3FG	FT	R	F	TP	A	TO	B	S	MIN
15	Peterson, B.	5-9	0-0	8-10	7	2	18	2	3	0	0	35
33	Kirkland, M.	4-5	0-0	2-2	5	2	10	0	3	1	0	35
02	Finn, T.	2-4	1-3	0-0	4	2	5	2	0	0	2	32
05	Hooten, M.	5-11	0-1	6-8	3	1	16	2	2	0	0	32
24	Townsel, E.	5-11	1-2	3-4	3	4	14	3	0	0	3	36
01	Dickerson, R.	0-0	0-0	0-0	0	0	0	0	0	0	0	4
03	Griswold, D.	0-0	0-0	0-0	0	2	0	0	0	0	0	6
10	Sterenberg, A.	1-4	0-1	0-0	1	0	2	1	0	0	0	7
30	Ogbonnaya-Branch, K.	0-0	0-0	0-0	2	0	0	1	1	0	0	9
34	Zuppardo, J.	0-2	0-0	0-0	1	0	0	0	0	0	0	4
TEAM		0										
TOTALS		22-46	2-7	19-24	26	13	65	11	9	1	5	200
		(.478) (.286) (.792)										

No.	ULM	FG	3FG	FT	R	F	TP	A	TO	B	S	MIN
05	Bibi Ndongo, C.	2-3	1-1	1-1	4	5	6	2	0	1	1	28
15	McClellan, S.	4-4	1-1	0-0	8	4	9	2	4	0	1	36
04	McCray, R.	2-4	0-0	1-2	0	3	5	1	0	0	0	14
24	Mingo, H.	4-13	0-3	2-3	4	2	10	2	4	0	1	38
55	Brown, F.	8-16	3-7	1-1	1	0	20	2	2	0	2	36
03	Hansberry, M.	1-1	0-0	0-0	0	0	2	1	0	0	0	4
10	Mackey, T.	0-0	0-0	0-0	1	0	0	0	1	0	1	8
11	Winborne, C.	4-6	3-5	0-0	5	2	11	0	2	0	0	18
35	Lindsey, T.	0-0	0-0	0-0	0	2	0	0	0	0	0	7
41	Ribeiro, F.	0-3	0-0	0-0	1	1	0	0	0	1	0	11
TEAM		2										
TOTALS		25-50	8-17	5-7	26	19	63	10	13	2	6	200
		(.500) (.471) (.714)										

Technical Fouls: None

Officials: Samuel Croft, Kyle Neve, John Heatly

Attendance: 1,061

Score by Half

Arkansas State 22-43 65
ULM 31-32 63



TV/RADIO ROSTER



3 • MARCELIS HANSBERRY
Sophomore • Guard
Jackson, Miss.



4 • R.J. MCCRAY
Sophomore • Guard
Grand Prairie, Texas



5 • CHRISTIAN BIBI NDONGO
Senior • Forward
Yaounde, Cameroon



10 • TRENT MACKEY
Freshman • Guard
Tampa, Fla.



11 • CHARLES WINBORNE
Sophomore • Guard
Shreveport, La.



14 • IFE EKE
Sophomore • Forward
Lagos, Nigeria



15 • STEVEN MCCLELLAN
Sophomore • Center
Fresno, Calif.



23 • REGINALD SMITH
Freshman • Guard
Columbia, La.



24 • HUGH MINGO
Senior • Guard
West Monroe, La.



33 • D'ANDRE MARTIN
Freshman • Guard
Monroe, La.



35 • TREY LINDSEY
Freshman • Forward
Austin, Texas



41 • FABIO RIBEIRO
Senior • Center
Caetnopolis, Brazil




55 • FRED BROWN
Senior • Guard
West Palm Beach, Fla.



KEITH RICHARD
Head Coach



CORD WRIGHT
Assistant Coach



BRANDON ROBERTS
Assistant Coach